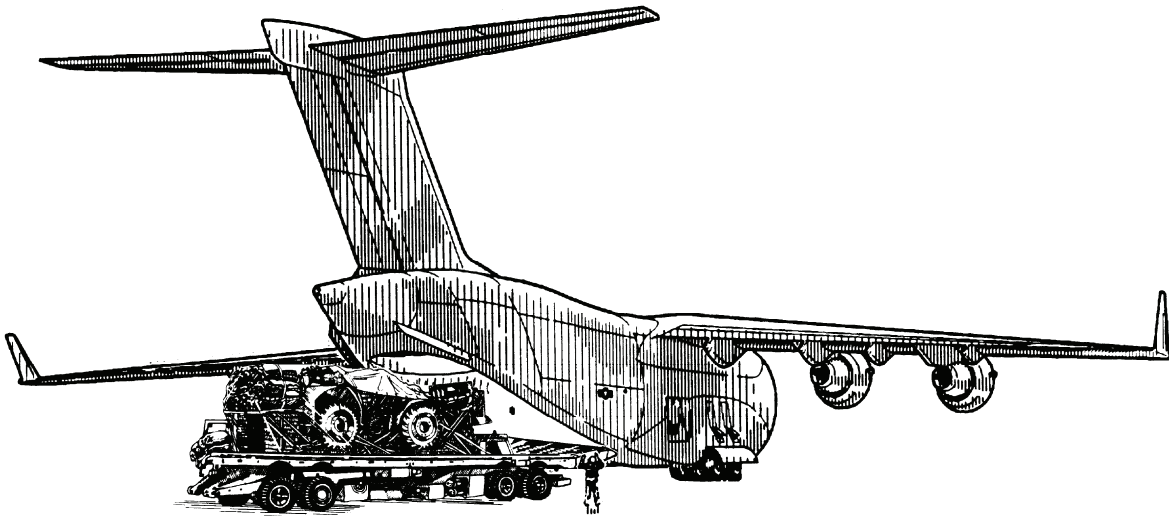


**FM 4-20.116
TO 13C7-1-13**

**Airdrop of Supplies and Equipment:
Reference Data for Airdrop Platform Loads**



MAY 2006

DISTRIBUTION RESTRICTION: Approved for public release; distribution is unlimited

**Headquarters
Department of the Army
Department of the Air Force**

This publication is available at
Army Knowledge Online (www.us.army.mil) and
General Dennis J. Reimer Training and Doctrine
Digital Library at (www.train.army.mil).

Field Manual
No. 4-20.116
Technical Order
No. 13C7-1-13

Headquarters
Department of the Army
Department of the Air Force
Washington, DC, 10 May 2006

Airdrop of Supplies and Equipment: Reference Data for Airdrop Platform Loads

Contents

	Page
PREFACE	viii
INTRODUCTION	ix
Chapter 1 REFERENCE TABLES	1-1
General	1-1
Textile Terminology	1-1
Chapter 2 RIGGED LOAD REFERENCE DATA	2-1
Section I – Introduction	2-1
General	2-1
Type V Platform	2-1
Combat-Expendable Platform	2-1
Maritime Cargo Aerial Delivery Systems Platform	2-1
Dual Row Airdrop Systems Platform	2-1
Section II – Low-Velocity Airdrop on Type V Platform	2-2
Section III – Low-Velocity Airdrop on Combat Expendable Platform	2-140
Section IV – Low-Velocity Airdrop on Maritime Aerial Delivery System Platform	2-149
Section V – Low-Velocity Airdrop on Dual Row Airdrop System Platform	2-150
Chapter 3 AIRLIFT CAPABILITIES	3-1
General	3-1
C-130 Hercules	3-1
C-17 Globemaster	3-1
GLOSSARY	Glossary-1
REFERENCES	References-1

Distribution Restriction: Approved for public release; distribution is unlimited.

***This publication supersedes FM 4-20.116/TO 13C7-1-13, 20 August 2001.**

Figures

Figure 2-1. One Military Utility Vehicle (M-Gator) Rigged on an 8-Foot Platform	2-2
Figure 2-2. Two Military Utility Vehicles (M-Gator) and Equipment Box Rigged on a 20-Foot Platform.....	2-3
Figure 2-3. One Military Utility Vehicle (M-Gator) and an A-22 Cargo Bag on a 12-Foot Platform	2-4
Figure 2-4. M-Gator with First Response Expeditionary (FRE) Fire Vehicle on a 12-Foot Platform	2-5
Figure 2-5. Bulk Supplies on an 8-Foot Platform.....	2-6
Figure 2-6. Bulk Supplies in A-22 Cargo Bags on an 8-Foot Platform	2-7
Figure 2-7. Bulk Supplies on a 12-Foot Platform.....	2-8
Figure 2-8. Forward Area Surgical Team (FAST) Equipment on a 12-Foot Platform	2-9
Figure 2-9. 105-mm Ammunition on a 16-Foot Platform	2-10
Figure 2-10. 155-mm Ammunition on a 16-Foot Platform	2-11
Figure 2-11. 20-mm Ammunition on a 16-Foot Platform	2-12
Figure 2-12. Mass Supply Boxes on a 16-Foot Platform.....	2-13
Figure 2-13. Mass Supply Boxes on a 20-Foot Platform.....	2-14
Figure 2-14. Palletized Load System (PLS) Pallet with 105-mm Ammunition on a 24-Foot Platform.....	2-15
Figure 2-15. PLS with A-22 Containers on a 24-Foot Platform	2-16
Figure 2-16. 155-mm Ammunition Modular Artillery Charge System (MACS) Rigged on a 16-Foot Platform.....	2-17
Figure 2-17. 155-MM Ammunition (MACS PAC) Rigged on a 20-Foot Platform	2-18
Figure 2-18. 3/4-Ton Cargo Trailer	2-19
Figure 2-19. M998 Cargo/Troop Carrier	2-20
Figure 2-20. M1025 Armament Carrier	2-21
Figure 2-21. M1025 Armament Carrier with Additional Accompanying Ammunition Load on a 20-Foot Platform.....	2-22
Figure 2-22. M1025 Armament Carrier Rigged with Striker	2-23
Figure 2-23. M56 Smoke Generator Rigged in M1113.....	2-24
Figure 2-24. M1114-Up-Armament Carrier.....	2-25
Figure 2-25. M1151 Expanded Capacity Armament Carrier	2-26
Figure 2-26. Two M998 Trucks	2-27
Figure 2-27. Ground Mobility Vehicle	2-28
Figure 2-28. M102 Howitzer Rigged with 17 Boxes of Ammunition	2-29
Figure 2-29. M102 Howitzer Rigged with 23 Boxes of Ammunition	2-30
Figure 2-30. M102 Howitzer with 1 1/4-Ton Truck	2-31
Figure 2-31. M119 Howitzer Rigged with 30 Boxes of Ammunition	2-32
Figure 2-32. M119 Howitzer Rigged with 81-Millimeter Mortar	2-33
Figure 2-33. M119 Howitzer Rigged with 1 1/4-Ton Truck.....	2-34

Figure 2-34. Two M119 Howitzers	2-35
Figure 2-35. Two M119 Howitzers with Light Ammunition	2-36
Figure 2-36. Two M119 Howitzers Rigged with Two 81-mm Mortars	2-37
Figure 2-37. M101A1 Howitzer.....	2-38
Figure 2-38. Type 1 D-5B Tractor Dozer.....	2-39
Figure 2-39. John Deere 450G Lt Full-TrackeD Bulldozer	2-40
Figure 2-40. Deployable Universal Combat Earthmover (DEUCE)	2-41
Figure 2-41. Three 250-Gallon Water Drums on an 8-Foot Platform	2-42
Figure 2-42. Three 250-Gallon Water Drums on a 12-Foot Platform	2-43
Figure 2-43. Mobile Microwave Landing System (MMLS) in an M998 and a 3/4-Ton Trailer	2-44
Figure 2-44. Standard Integration Command Post System (SICPS) with the CHS-2.....	2-45
Figure 2-45. Command Assault Vehicle (CAV).....	2-46
Figure 2-46. M998 Cargo/Troop Carrier (Two Seater) with GRC/206 Air Force Pallet	2-47
Figure 2-47. M998 Cargo/Troop Carrier (Four Seater) with GRC/206 Air Force Pallet.....	2-48
Figure 2-48. S-318/G Shelter with AN/GRC-122 Communication Equipment.....	2-49
Figure 2-49. S-502 Shelter with AN/GRC-142 Communications Equipment.....	2-50
Figure 2-50. PU-619M Power Unit	2-51
Figure 2-51. PU-620 Power Unit	2-52
Figure 2-52. M198 155-mm Howitzer.....	2-53
Figure 2-53. M198 155-mm Howitzer with Accompanying Ammunition	2-54
Figure 2-54. M198 155-mm Howitzer with MACS.....	2-55
Figure 2-55. Type 1 Towed Roller.....	2-56
Figure 2-56. M435 Towed Roller.....	2-57
Figure 2-57. 13-Wheeled Towed Roller	2-58
Figure 2-58. 11-Wheeled Towed Roller	2-59
Figure 2-59. MDG 96 Sheepsfoot Roller.....	2-60
Figure 2-60. Thirteen Wheel (Model PT-13) Towed Roller	2-61
Figure 2-61. Vibratory Compactor (Model CS-433C).....	2-62
Figure 2-62. Vibratory Compactor (Model CS-433P).....	2-63
Figure 2-63. M416 Trailer with Eight Tube-Launched, Optically Tracked, Wire- Guided (TOW) Missiles	2-64
Figure 2-64. TOW Missiles Rigged in A-22 Cargo Bags.....	2-65
Figure 2-65. TOW Missiles Rigged on a 12-Foot Platform	2-66
Figure 2-66. M966 TOW Carrier.....	2-67
Figure 2-67. M4K 4,000 Pound Capacity Forklift	2-68
Figure 2-68. M270 4,000 Pound Capacity Forklift.....	2-69
Figure 2-69. M271 4,000 Pound Capacity Forklift.....	2-70
Figure 2-70. 6,000 Pound Capacity Forklift.....	2-71
Figure 2-71. 1 1/2-Ton Trailer	2-72
Figure 2-72. M149A1 400-Gallon Water Trailer	2-73

Contents

Figure 2-73. M167A1 Gun	2-74
Figure 2-74. M167A2 Gun with 1 1/4-Ton Truck	2-75
Figure 2-75. Forward Area Refueling Equipment (FARE) with Two 500-Gallon Fuel Drums	2-76
Figure 2-76. FARE Rigged in an M101A1 3/4-Ton Trailer	2-77
Figure 2-77. FARE with Seven 500-Gallon Fuel Drums	2-78
Figure 2-78. 350-GPM Wheel-Mounted Pumping Assembly with Filter/Separator	2-79
Figure 2-79. Three 500-Gallon Drums with Pump and Separator	2-80
Figure 2-80. Four 500-Gallon Drums with Pump and Separator	2-81
Figure 2-81. Five 500-Gallon Drums with Pump and Separator	2-82
Figure 2-82. Six 500-Gallon Drums with Pump and Separator	2-83
Figure 2-83. AAFARS with Three 500-Gallon Fuel Drums	2-84
Figure 2-84. AAFARS with Four 500-Gallon Fuel Drums	2-85
Figure 2-85. AAFARS with Five 500-Gallon Fuel Drums	2-86
Figure 2-86. AAFARS with Six 500-Gallon Fuel Drums	2-87
Figure 2-87. AAFARS with Seven 500-Gallon Fuel Drums	2-88
Figure 2-88. Small Emplacement Excavator (SEE).....	2-89
Figure 2-89. JD410 Tractor.....	2-90
Figure 2-90. Fifteen-Ton Tilt Bed Trailer.....	2-91
Figure 2-91. Five-Bay, Single-Story, Medium Girder (Fixed) Bridge	2-92
Figure 2-92. Two-Bay Components for the Seven-Bay, Single-Story, Medium Girder (Fixed) Bridge	2-93
Figure 2-93. Mobile Over Snow Transport (MOST).....	2-94
Figure 2-94. M1025 or M1026 Armament Carrier with Technical Defense Alert Radar System (TDARS).....	2-95
Figure 2-95. 120-mm Mortar and 1 1/4-Ton Truck	2-96
Figure 2-96. 1 1/4-Ton Truck with 120-mm Mortar	2-97
Figure 2-97. Koehring 7 1/2-Ton Crane.....	2-98
Figure 2-98. M998 1 1/4-Ton Truck with Six Stinger Weapon Systems.....	2-99
Figure 2-99. Avenger Air Defense Weapons System with Environmental Control Unit (ECU) and M1097A2 Truck	2-100
Figure 2-100. Thirty-Six Dragon or Dragon II Missiles in One-Round Containers	2-101
Figure 2-101. Four Dragon or Dragon II Missiles in 15-Round Containers	2-102
Figure 2-102. Four A-22 Cargo Bags with Dragon or Dragon II Missiles in One-Round Containers	2-103
Figure 2-103. Four Dragon or Dragon II Missiles in 15-Round Containers Rigged in Four A-22 Cargo Slings	2-104
Figure 2-104. Thirty-Six Javelin Rounds as a Mass Supply Load	2-105
Figure 2-105. 1 1/2-Ton Ammunition Trailer.....	2-106
Figure 2-106. Mine Clearing Line Charge (MICLIC) on 2 1/2-ton Trailer	2-107
Figure 2-107. 600-GPH Reverse Osmosis Water Purification Unit (ROWPU)	2-108
Figure 2-108. Lightweight Water Purifier (LWP).....	2-109
Figure 2-109. Whole Blood	2-110

Figure 2-110. Two Drums without Pumping Assembly	2-111
Figure 2-111. Three Drums without Pumping Assembly	2-112
Figure 2-112. Three Drums with Pumping Assembly.....	2-113
Figure 2-113. Four Drums without Pumping Assembly	2-114
Figure 2-114. Five Drums without Pumping Assembly	2-115
Figure 2-115. Six Drums without Pumping Assembly	2-116
Figure 2-116. Six Drums with Pumping Assembly	2-117
Figure 2-117. Seven Drums without Pumping Assembly.....	2-118
Figure 2-118. Seven Drums with Pumping Assembly.....	2-119
Figure 2-119. M996 2-Litter Armored Ambulance.....	2-120
Figure 2-120. M997 4-Litter Ambulance.....	2-121
Figure 2-121. IC45 Crawler Carrier	2-122
Figure 2-122. M973A 1 1/2-Ton Cargo Carrier Small Unit Support Vehicle (SUSV).....	2-123
Figure 2-123. Ingersol-Rand Model 250-CFM Trailer-Mounted Air Compressor	2-124
Figure 2-124. M1081 2 1/2-Ton Cargo Truck.....	2-125
Figure 2-125. M1081 2 1/2-Ton Cargo Truck with Accompanying Load	2-126
Figure 2-126. M1093 5-Ton 6x6 Standard Cargo Truck.....	2-127
Figure 2-127. M1094, 5-Ton Dump Truck.....	2-128
Figure 2-128. M-1095, 5-Ton Trailer	2-129
Figure 2-129. 130G Motor Grader.....	2-130
Figure 2-130. 950B Scoop Loader	2-131
Figure 2-131. 950B Scoop Loader with Five-Foot Forklift Attachment	2-132
Figure 2-132. 950B Scoop Loader with Seven-Foot Forklift Attachment.....	2-133
Figure 2-133. 613WD Water Distributor.....	2-134
Figure 2-134. 613S Type I Scraper	2-135
Figure 2-135. Rapid Runway Repair (RRR) Kit on 24-Foot Platform	2-136
Figure 2-136. Rapid Runway Repair (RRR) Kit on 20-Foot Platform	2-137
Figure 2-137. Rapid Runway Repair (RRR) Kit-ALPHA.....	2-138
Figure 2-138. Trailer-Mounted Engineer Electrical Tool Outfit.....	2-139
Figure 2-139. Zodiac Mark III Rubber Raiding Craft	2-140
Figure 2-140. Zodiac Mark III Futura Rubber Raiding Craft.....	2-141
Figure 2-141. Z-Bird Rubber Raiding Craft	2-142
Figure 2-142. Zodiac K40 Rubber Raiding Craft.....	2-143
Figure 2-143. Zodiac K50 Rubber Raiding Craft.....	2-144
Figure 2-144. Double Zodiac F470U Boat	2-145
Figure 2-145. One Motorcycle.....	2-146
Figure 2-146. Two Motorcycles	2-147
Figure 2-147. Four Wheeled Quad-Runner	2-148
Figure 2-148. Naval Special Warfare Rigid Inflatable Boat (NSW RIB).....	2-149
Figure 2-149. M998/M1038/M1097 Cargo/Troop Carriers.....	2-150
Figure 2-150. M1097 Variant Cargo/Troop Carrier	2-151

Contents

Figure 2-151. M1025 Armament Carrier	2-152
Figure 2-152. M1121 TOW Carrier	2-153
Figure 2-153. M1114 Up-Armored HMMWV	2-154
Figure 2-154. M119 105-mm Howitzer	2-155
Figure 2-155. M101A1/M101A2 3/4-Ton Cargo Trailer	2-156
Figure 2-156. T-200 Bobcat Compact Track Loader	2-157
Figure 2-157. T-200 Bobcat Compact Track Loader Accessory Load	2-158
Figure 2-158. Javelin (Metal) Containers.....	2-159
Figure 2-159. Javelin (Plastic) Containers.....	2-160
Figure 2-160. 105-mm Ammunition Mass Supply Load	2-161
Figure 2-161. M-Gator with Accompanying Load	2-162

Tables

Table 1-1. Chains.....	1-1
Table 1-2. Cloth, Duck, Cotton, Type III- Army Duck.....	1-2
Table 1-3. Cloth, Duck, Nylon	1-2
Table 1-4. Cloth, Duck, Nylon, Parachute Packs	1-2
Table 1-5. Cloth, Muslin, Cotton	1-2
Table 1-6. Cloth, Muslin, Cotton (Parachute Canopy).....	1-2
Table 1-7. Cloth, Nylon Parachute Cargo.....	1-3
Table 1-8. Cloth, Parachute, Nylon, Cargo, and Deceleration	1-3
Table 1-9. Cloth, Parachute, Nylon.....	1-3
Table 1-10. Cloth Sateen, Cotton	1-3
Table 1-11. Cord, Nylon.....	1-3
Table 1-12. Cord, Nylon, Coreless	1-4
Table 1-13. Cord, Elastic, Exerciser and Shock Absorber for Aeronautical Use	1-4
Table 1-14. Cord, Rayon, without Core, Braided.....	1-5
Table 1-15. Cord, Cotton, General-Purpose, Type I.....	1-5
Table 1-16. Felt Sheet, Polyester, Needle Punched	1-5
Table 1-17. Grommet, Metallic.....	1-6
Table 1-18. Lumber.....	1-10
Table 1-19. Nails	1-12
Table 1-20. Parachute, Cargo.....	1-14
Table 1-21. Parachute, Cargo Extraction	1-14
Table 1-22. Platform, Cargo Airdrop, Type V	1-15
Table 1-23. Platform, Dual Row Airdrop System	1-15
Table 1-24. Plywood, Flat Panel	1-15
Table 1-25. Tape, Nylon, Parachute.....	1-16
Table 1-26. Type XXVI, Sling, Cargo, Airdrop.....	1-16
Table 1-27. Sling, Endless	1-16

Table 1-28. Tape, Textile, Cotton, General-Purpose	1-17
Table 1-29. Tape, Textile, Nylon	1-17
Table 1-30. Tape and Webbing, Textile, Rayon.....	1-18
Table 1-31. Tape, Textile and Webbing, Textile, Reinforcing, Nylon.....	1-18
Table 1-32. Tape and Webbing, Textile, Cotton Reinforcing, Woven.....	1-19
Table 1-33. Thread, Nylon.....	1-20
Table 1-34. Thread, Cotton	1-21
Table 1-35. Webbing, Textile, Woven Nylon.....	1-22
Table 1-36. Webbing, Textile, Nylon – Universal Static Line	1-22
Table 1-37. Webbing Nylon, Tube Edge Construction.....	1-23
Table 1-38. Webbing, Textile, Nylon, Tubular.....	1-23
Table 1-39. Webbing, Textile, Cotton, Warp	1-24
Table 1-40. Webbing, Textile, Elastic, Cotton	1-24
Table 1-41. Webbing, Textile, Cotton, General-Purpose	1-25
Table 1-42. Wire Strand (6 x 19).....	1-26
Table 1-43. Wire Strand, Steel (Corrosion Resistant), Preformed (Aircraft Application)	1-26
Table 1-44. Miscellaneous Hardware and Equipment	1-27

Preface

SCOPE

This manual provides a ready-reference planning guide for loads rigged for airdrop. It illustrates the rigged load and contains dimensional data, weight, and center of balance (CB) for each load. Information is also provided on aircraft, extraction parachutes and reference tables of miscellaneous information on materials used to fabricate and maintain air items and to rig airdrop equipment.

USER INFORMATION

The proponent of this publication is United States Army Training and Doctrine Command (TRADOC). You are encouraged to report any errors or omissions and to suggest ways of making this a better manual.

Army personnel, send your comments on DA Form 2028 (*Recommended Changes to Publications and Blank Forms*) directly to:

Director
Aerial Delivery and Field Services Department
USA Quartermaster Center and School
710 Adams Avenue
Fort Lee, Virginia 23801-1502

Air Force personnel, send your reports on AFTO Form 22 through your respective command Weapons and Tactics to:

Headquarters
Air Mobility Command (AMC/A39T)
402 Scott Drive, Unit 3AI
Scott AFB, Illinois 62225-5302

Air Force personnel in Special Operations Command, send your reports on AFTO Form 22. HQ AMC/A39T will consolidate and forward changes to:

Director
Aerial Delivery and Field Services Department
USA Quartermaster Center and School
710 Adams Avenue
Fort Lee, Virginia 23801-1502

Also send an information copy of AFTO Form 22 to:

WR-ALC/LEET
295 Byron Street
Robins AFB, Georgia 31098-1611

This publication applies to the Active Army, the Army National Guard/Army National Guard of the United States, and the United States Army Reserve unless otherwise stated.

Unless this publication states otherwise, masculine nouns and pronouns do not refer exclusively to the male gender.

Introduction

GENERAL

The information in this manual may be used to compute aircraft requirements and to assist the rigger and loadmaster during joint inspection of airdrop loads. The publication containing the procedure for preparing and rigging each load is indicated with the data for the load.

SPECIAL CONSIDERATIONS

The special considerations applicable to the specific loads are given in the appropriate field manual/technical order.

This page intentionally left blank.

Chapter 1

Reference Tables

GENERAL

1-1. This chapter contains reference tables of miscellaneous information on materials used to fabricate and maintain air items and to rig airdrop equipment. If detailed information, other than that listed in these tables, is required on specific materials, the DOD Index of Specifications and Standards should be consulted.

TEXTILE TERMINOLOGY

1-2. The textile products listed in this chapter are defined as follows:

- **Cord.** Cord is a fibrous, braided, cordage item of any diameter.
- **Tape.** Tape is a narrow fabric, woven or knitted, produced in widths up to and including 8 inches and in weights up to but not including 0.42 ounces per linear yard of 1-inch width.
- **Thread.** Thread is a thin, twisted, smooth strand or filament of vegetable, animal, mineral, or synthetic material, spun out to considerable length, used mainly for hand sewing and machine sewing. The use of thread is determined by a letter or numerical designation which is synonymous.
- **Webbing.** Webbing is a narrow fabric, woven or knitted, produced in widths up to and including 12 inches and in weights of 0.42 ounces or over per linear yard of 1-inch width.

Table 1-1. Chains

Size (in)	Weight (lb per lin ft)	Common iron	Safe working load (lb)		
			High-grade iron	Soft steel	Special steel
1/4	0.8	512	563	619	1240
3/8	1.7	1,350	1,490	1,650	3,200
1/2	2.5	2,250	2,480	2,630	5,250
5/8	4.3	3,470	3,810	4,230	7,600
3/4	5.8	5,070	5,580	6,000	10,500
7/8	8.0	7,000	7,700	8,250	14,330
1	10.7	9,300	10,230	10,600	18,200
1 1/8	12.5	9,871	10,858	11,944	21,500
1 3/8	18.3	14,717	16,188	17,807	32,051

Table 1-2. Cloth, Duck, Cotton, Type III- Army Duck

<i>Weight, min (oz per yd)</i>	<i>Breaking strength min (lb)</i>	
	<i>Warp</i>	<i>Fill</i>
8.25	125	120
9.85	160	110
12.30	210	130
14.80	235	175
18.50	315	200

Table 1-3. Cloth, Duck, Nylon

<i>Weight (oz per sq yd)</i>	<i>Yarns per in</i>		<i>Breaking strength (lb)</i>		<i>Tearing strength (lb)</i>	
	<i>Warp</i>	<i>Fill</i>	<i>Warp</i>	<i>Fill</i>	<i>Warp</i>	<i>Fill</i>
18.5	62	60	1,100	1,100	135	135

Table 1-4. Cloth, Duck, Nylon, Parachute Packs

<i>Type</i>	<i>Weight (oz per sq yd)</i>	<i>Breaking strength (lb)</i>		<i>Tearing strength (lb)</i>	
		<i>Warp</i>	<i>Fill</i>	<i>Warp</i>	<i>Fill</i>
I	9.50	400	300	35	45
II	8.75	400	150	35	20
III	7.25	325	275	20	20

Table 1-5. Cloth, Muslin, Cotton

<i>Type</i>	<i>Weight, min (oz per sq yd)</i>	<i>Yarns per in, min</i>		<i>Breaking strength, min (lb)</i>		<i>Description</i>
		<i>Warp</i>	<i>Fill</i>	<i>Warp</i>	<i>Fill</i>	
I	2.4	64	54	37	26	Type I: Natural
II	2.7	68	62	38	28	Type II: Bleached or dyed
III	2.8	68	66	40	30	Type III: Bleached or dyed pre-shrunk

Table 1-6. Cloth, Muslin, Cotton (Parachute Canopy)

<i>Type</i>	<i>Weight, min (oz per sq yd)</i>	<i>Yarns per in, min</i>		<i>Breaking strength, min (lb)</i>		<i>Tearing strength, min (lb)</i>		<i>Air permeability (cu ft min per sq ft)</i>	
		<i>Warp</i>	<i>Fill</i>	<i>Warp</i>	<i>Fill</i>	<i>Warp</i>	<i>Fill</i>	<i>Min</i>	<i>Max</i>
II	3.5	54	56	48	42	3.0	2.5	170	230
III	3.6	56	58	48	45	3.0	2.5	130	190

Table 1-7. Cloth, Nylon Parachute Cargo

Type	Weight, max (oz per sq yd)	Breaking strength, min (lb)	
		Warp	Fill
I	2.25	85	85
II	3.50	135	135

Table 1-8. Cloth, Parachute, Nylon, Cargo, and Deceleration

Type	Weight, max (oz per sq yd)	Thickness, min (in)	Breaking strength, min (lb)		Tearing strength, min (lb)	
			Warp	Fill	Warp	Fill
I	4.75	.020	200	200	15	15
II	7.00	.024	300	300	20	20
IIa	10.50	.025	500	500	75	75
III	14.00	.035	600	600	75	75

Table 1-9. Cloth, Parachute, Nylon

Type	Weight, max (oz per sq yd)	Thickness, min (in)	Breaking strength, min (lb)		Tearing strength, min (lb)		Note
			Warp	Fill	Warp	Fill	
I	1.1	.003	42	42	5	5	Type I: Rip-stop weave
II	1.6	.004	50	50	5	5	Type II: Twill weave
III	1.6	.004	50	50	5	5	Type III: Rip-stop weave

Table 1-10. Cloth Sateen, Cotton

Type	Weight, max (oz per sq yd)	Breaking strength, min (lb)		Tearing strength, min (lb)		Note
		Warp	Fill	Warp	Fill	
1	9.0	85	48	115	100	Class 1: Dyed
2	9.0	85	48	100	90	Class 2: White

Table 1-11. Cord, Nylon

Type	Breaking strength, min (lb)	Elongation, min (%)	Weight, min (ft per lb)	Note
I	95	30	950	One black thread in sleeve
IA	100	30	1050	
II	400	30	260	
IIA	225	30	495	
III	550	30	225	
IV	750	30	165	

Table 1-12. Cord, Nylon, Coreless

<i>Type</i>	<i>Breaking strength, min (lb)</i>	<i>Length, min (ft per lb)</i>
I	400	330
IA	400	330
II	550	255
III	750	150
IIIA	800	175
IV	1,000	120
V	1,500	90
VI	2,000	60
VII	2,500	45
VIII	3,000	36
XI	300	480
IV*	1,000	120

*This is a class F cord and is treated with fluorocarbon finish.
Note. Types IX, X, XII through XXII have been removed from manual.

Table 1-13. Cord, Elastic, Exerciser and Shock Absorber for Aeronautical Use

<i>Type</i>	<i>Diameter (in)</i>	<i>Load for 100% elongation (lb)</i>	<i>Breaking strength (lb)</i>	<i>Weight (lb per 100 ft)</i>	<i>Note</i>
I	1/4	16-28	120	2.4	Straight cord with double-braided cover (shock-absorber)
	3/8	90-150	300	5.5	
	1/2	175-250	400	9.0	
	5/8	250-350	500	14	
	3/4	400-650	1,000	22	
II	1/4	32-56			Endless ring (Bungee) with double-braided cover (shock-absorber)
	3/8	180-300			
	7/16	260-400			
	1/2	350-500			
	9/16	425-600			
	5/8	500-700			
	11/16	650-850			
III	3/16	6-10	45	1.3	Straight cord with single-braided cover (exerciser)
	5/16	8-15	75	3.1	

Table 1-14. Cord, Rayon, without Core, Braided

Type	Length, min (ft per lb)	Breaking strength, min (lb)	Elongation, min (%)
I	126	400	14
II	60	1,000	12
III	39	1,500	–

Table 1-15. Cord, Cotton, General-Purpose, Type I

Size	Diameter (in)	Breaking strength, min (lb)	Linear Density, Max (lbs/100ft)		Notes
			Class 1	Class 2 and 3	
4	1/8	100	0.50	0.60	Classification Types: I-General purpose cord II-Sash cord III-Venetian blind cord IV-Special purpose cord Classes: 1-Natural 2-Polished finish 3-Water and mildew resistant finish
5	5/32	160	1.00	1.20	
6	3/16	240	1.50	1.80	
7	7/32	300	1.85	2.20	
8	1/4	370	2.25	2.70	
10	5/16	560	3.70	4.25	
12	3/8	720	5.00	5.90	

Table 1-16. Felt Sheet, Polyester, Needle Punched

Weight, min (oz/sq yd)	Weight, max (oz/sq yd)	Thickness min (in)	Thickness, max (in)	Breaking strength, machine direction (lb)	Breaking strength, cross machine direction (lb)	Splitting resistance machine direction (lb)	Splitting resistance cross machine direction (lb)
33	40	0.265	0.335	390	580	29	33

Table 1-17. Grommet, Metallic
A-Type I, Plain Grommet with Plain Washer

Plain Grommet							
Size	ID end of bbl	OD under head	Diameter of head	Height overall	Thickness of head	Tolerances (plus or minus)	Nominal thickness of basic metal
00	.176	.218	.425	.170	.035	.005	.009
0	.240	.290	.545	.210	.035	.005	.011
1	.286	.375	.687	.220	.035	.005	.0126
1-J	.298	.375	.680	.295	.032	.005	.0126
2	.362	.475	.815	.250	.035	.005	.0126
2-J	.395	.490	.840	.295	.035	.005	.016
3	.433	.545	.970	.345	.050	.005	.014
4	.486	.630	1.050	.420	.046	.005	.016
5	.594	.785	1.220	.375	.045	.0075	.016
6	.810	.885	1.750	.312	.080	.0075	.0201
Plain Washer							
Diameter of hole	OD of Washer	Height Overall	Tolerances (plus or minus)	Nominal thickness of basic metal			
.218	.460	.029	.005	.009			
.286	.546	.030	.005	.010			
.359	.700	.041	.005	.0126			
.453	.835	.045	.005	.0126			
.530	.955	.050	.005	.013			
.585	1.062	.050	.005	.013			
.740	1.205	.055	.0075	.0135			
.875	1.828	.070	.0075	.0201			

Table 1-17. Grommet, Metallic (Continued)

B-Type II, Plain Grommet with Plain Washer

Plain Grommet							
Size	ID end of bbl	OD under head	Diameter of head	Height overall	Thickness of head	Tolerances (plus or minus)	Nominal thickness of basic metal
00	.176	.218	.425	.170	.035	.005	.009
0	.240	.290	.545	.210	.035	.005	.011
1	.286	.375	.687	.220	.035	.005	.0126
1-J	.298	.375	.680	.295	.032	.005	.0126
2	.362	.475	.815	.250	.035	.005	.0126
2-J	.395	.490	.840	.295	.035	.005	.016
3	.433	.545	.970	.345	.050	.005	.014
4	.486	.630	1.050	.420	.046	.005	.016
5	.594	.785	1.220	.375	.045	.0075	.016
6	.810	.885	1.750	.312	.080	.0075	.0201
Toothed Washer							
Diameter of hole	OD of Washer	Height Overall	Thickness of head	Tolerances (plus or minus)	Nominal thickness of basic metal		
.290	.570	.125	.035	.005	.0115		
.350	.680	.140	.040	.005	.014		
.468	.840	.180	.040	.005	.0126		
.545	.945	.180	.040	.005	.0126		
.593	1.050	.250	.045	.005	.018		
.720	1.190	.288	.050	.0075	.017		

Table 1-17. Grommet, Metallic (Continued)

C-Type III, Rolled Rim Grommet with Spur Washer

Rolled Rim Grommet								
Size	ID end of bbl	OD under head	Diameter of head	Height overall	Thickness of head	Tolerance (plus or minus)	Nominal thickness of basic metal	See Note
0	.270	.375	.670	.235	.600	.005	.016	1
1	.380	.480	.790	.270	.065	.005	.016	1
2	.425	.532	.890	.325	.070	.005	.019	1
3	.430	.545	.970	.330	.075	.005	.020	2
4	.560	.695	1.120	.400	.080	.005	.020	3
5	.600	.800	1.285	.465	.085	.0075	.021	4
6	.735	.935	1.535	.510	.090	.0075	.0253	4
7	.883	1.080	1.725	.536	.090	.0075	.020	4
8	1.040	1.300	1.865	.555	.090	.0075	.0253	5
Notes. 1. Washers have one row of 6 teeth. 2. Washers have one row of 7 teeth. 3. Washers have one row of 8 teeth. 4. Washers have two rows of 9 teeth each. 5. Washers have two rows of 20 teeth each.								
Spur Washer								
Diameter of hole	OD of Washer	Height Overall	Thickness of head	Tolerances (plus or minus)		Nominal thickness of basic metal		
.345	.645	.150	.060	.005		.016		
.455	.790	.150	.065	.005		.016		
.512	.890	.156	.070	.005		.020		
.537	.970	.190	.075	.005		.020		
.645	1.120	.205	.080	.005		.020		
.777	1.270	.225	.085	.0075		.021		
.875	1.505	.225	.090	.0075		.0253		
1.062	1.725	.225	.090	.0075		.020		
1.195	1.910	.240	.090	.0075		.020		

Table 1-17. Grommet, Metallic (Continued)

D-Oblong Grommet with Flat Washer

Oblong Grommet								
<i>Width of hole</i>	<i>Width under head</i>	<i>Width of head</i>	<i>Height overall</i>	<i>Length of hole</i>	<i>Length under head</i>	<i>Length overall</i>	<i>Corner radius</i>	
.01875	0.221	0.406	0.235	1.24	1.284	1.470	0.03125	
+ .000	+ .000	+ .005	+ .005	+ .000	+ .003	+ .005	+ .003	
- .002	- .003	-	-	- .002	-	-	-	
Flat Washer								
<i>Nominal basic-metal thickness</i>	<i>Width of hole</i>	<i>Width of washer</i>	<i>Length of hole</i>		<i>Length overall</i>	<i>Nominal thickness of basic metal</i>		
0.013	0.25	0.4375	1.312		1.50	0.0201		
	+ .003	+ .003	+ .003		+ .003			
	-	-	-		-			
<i>E- Type V Oblong Grommet with Raised Washer</i>								
Type V Oblong Grommet								
<i>Size</i>	<i>Width of hole</i>	<i>Width under head</i>	<i>Width of head</i>	<i>Height overall</i>	<i>Length of hole</i>	<i>Length under head</i>	<i>Length overall</i>	<i>Corner radius</i>
1 (3/8 x 1 1/2)	0.290	0.395	0.915	0.360	1.406	1.515	2.015	0.03125
	+ .000	+ .005	+ .005	+ .005	+ .000	+ .002	+ .005	+ .003
	- .002	-	-	-	- .002	-	-	-
2 (5/16 x 1)	.175	.249	.665	.245	.830	.910	1.315	.0468
	+ .000	+ .003	+ .005	+ .005	+ .000	+ .002	+ .005	+ .003
	- .002	-	-	-	- .002	-	-	-
Raised Washer								
<i>Nominal thickness of basic metal</i>	<i>Width of hole</i>	<i>Width of washer</i>	<i>Height overall</i>	<i>Length of hole</i>	<i>Length overall</i>	<i>Corner radius</i>	<i>Nominal thickness of basic metal</i>	
0.028	0.420	0.915	0.125	1.532	2.010	0.03215	0.028	
	+ .003	+ .003	+ .003	+ .003	+ .003	+ .003	+ .003	
	-	-	-	-	-	-	-	
0.0201	0.275	0.625	0.100	0.950	1.290	0.156	0.0201	
	+ .003	+ .003	+ .003	+ .003	+ .003	+ .003		
	-	-	-	-	-	-		

Table 1-17. Grommet, Metallic (Continued)

F-Type VIII Eyelet Grommet with Ring

<i>Type VIII eyelet grommet</i>			<i>Ring</i>			
<i>Size</i>	<i>Weight per gross (approx) (oz*)</i>	<i>"A" diameter after insertion (in)</i>	<i>Size</i>	<i>Weight per gross (approx)</i>		<i>"A" diameter (in)</i>
				<i>(lb)</i>	<i>(oz)</i>	
6	30	0.750	6	3	7	1.000
8	36	0.825	8	7	6	1.250
10	70	1.250	10	10	5	1.500
11	84	1.500	11	16	14	1.750
15	150	2.000	15	39	14	2.250

*Brass grommet only

Table 1-18. Lumber

A- Minimum Dressed Sizes of Board (up to 2 inches thick)

<i>Thickness (in)</i>			<i>Face widths (in)</i>		
<i>Minimum size dressed</i>			<i>Minimum size dressed</i>		
<i>Size ordered</i>	<i>Seasoned</i>	<i>Unseasoned</i>	<i>Size ordered</i>	<i>Seasoned</i>	<i>Unseasoned</i>
1	3/4	25/32	2	1 1/2	1 9/16
1 1/4	1	1 1/32	3	2 9/16	2 5/8
1 1/2	1 1/4	1 9/32	4	3 9/16	2 5/8
			5	4 1/2	4 5/8
			6	5 1/2	5 5/8
			7	6 1/2	6 5/8
			8	7 1/2	7 5/8
			9	8 1/2	8 3/4
			10	9 1/2	9 3/4
			11	10 1/2	10 3/4
			12	11 1/2	11 3/4
			14	13 1/2	13 3/4
			16	15 1/2	15 3/4
2	1 1/2	1 9/16	2	1 1/2	1 9/16
			3	2 9/16	2 5/8
			4	3 9/16	2 5/8
			5	4 1/2	4 5/8
			6	5 1/2	5 5/8
			7	6 1/2	6 5/8
			8	7 1/2	7 5/8
			9	8 1/2	8 3/4
			10	9 1/2	9 3/4
			11	10 1/2	10 3/4
			12	11 1/2	11 3/4
			14	13 1/2	13 3/4
			16	15 1/2	15 3/4

Table 1-18. Lumber (Continued)

B- Minimum Dressed Sizes of Boards (over 2 inches thick) and Timbers				
Items	Thickness (in)		Face Widths (in)	
	Size ordered	Minimum size dressed seasoned or Unseasoned	Size ordered	Minimum size dressed seasoned or Unseasoned
Boards	2 1/2 3 3 1/2 4	2 1/8 2 1/8 3 1/8 3 5/8	3 4 6 8 10 12 14 16	2 5/8 3 5/8 5 1/2 7 1/2 9 1/2 11 1/2 13 1/2 15 1/2
Timbers	5 and thicker	1/2 off	5 and thicker	1/2 off
C- Finished Dressed Sizes of Seasoned Worked Lumber				
Thickness (in)		Face widths (in)		
Size ordered	Minimum size dressed	Size ordered	Minimum size dressed	
3/8	5/16	2	1 1/2	
1/2	7/16	3	2 9/16	
5/8	9/16	4	3 9/16	
3/4	5/8	5	4 1/2	
1	3/4	6	5 1/2	
1 1/4	1	7	6 1/2	
1 1/2	1 1/4	8	7 1/4	
1 3/4	1 3/8	9	8 1/4	
2	1 1/2	10	9 1/4	
2 1/2	2	11	10 1/4	
3	2 9/16	12	11 1/4	
3 1/2	3 1/16	14	13 1/4	
4	3 9/16	16	15 1/4	

Table 1-19. Nails

A- Brads				
Dash no	Length (in)	Diameter (in)	No per lb (approx)	
-1	3/8	.0348	9520	
-2	1/2	.0348	7060	
-3	5/8	.0348	5680	
-4	3/4	.0348	4800	
-5	7/8	.0348	4220	
-6	1	.0540	1502	
-7	1	.0625	1120	
-8	1 1/4	.0625	940	
-9	1 1/2	.0800	470	
-10	1 3/4	.0625	672	
-11	1 3/4	.0800	400	
-12	2	.0800	350	
-13	2 1/4	.0800	320	
-14	2 1/2	.0800	290	
B- Nails, Casing				
Dash No	Common Designation	Length (in)	Diameter (in)	No per lb (approx)
-15	4d	1 1/2	.080	489
-16	6d	2	.099	244
-17	8d	2 1/2	.113	147
-18	10d	3	.128	96
-19	12d	3 1/4	.128	88
-20	16d	3 1/2	.135	74
C- Nails, Finishing				
Dash No	Common Designation	Length (in)	Diameter (in)	No per lb (approx)
-21	3d	1 1/4	.067	880
-22	4d	1 1/2	.072	630
-23	5d	1 3/4	.072	535
-24	6d	2	.0915	288
-25	7d	2 1/4	.0915	254
-26	8d	2 1/2	.099	196
-27	9d	2 3/4	.099	178
-28	10d	3	.113	124
-29	12d	3 1/4	.113	113
-30	16d	3 1/2	.1205	93
-31	20d	4	.135	65

Table 1-19. Nails (Continued)

<i>D- Nails, bright</i>				
<i>Dash No</i>	<i>Common Designation</i>	<i>Length (in)</i>	<i>Diameter (in)</i>	<i>No per lb (approx)</i>
-1	2d	1	.072	810
-2	3d	1 1/4	.080	540
-3	4d	1 1/2	.099	300
-4	5d	1 3/4	.099	255
-5	6d	2	.113	170
-6	7d	2 1/4	.113	150
-7	8d	2 1/2	.131	95
-8	9d	2 3/4	.131	90
-9	10d	3	.1483	65
-10	12d	3 1/4	.1483	60
-11	16d	3 1/2	.162	46
-12	20d	4	.192	28
-13	30d	4 1/2	.207	20
-14	40d	5	.2253	17
-15	50d	5 1/2	.2437	13
-16	60d	6	.2625	10
<i>E- Nails, zinc coated</i>				
<i>Dash No</i>	<i>Common Designation</i>	<i>Length (in)</i>	<i>Diameter (in)</i>	<i>No per lb (approx)</i>
-17	2d	1	.072	789
-18	4d	1 1/2	.099	274
-19	6d	2	.113	155
-20	8d	2 1/2	.131	91
-21	10d	3	.1483	61
-22	12d	3 1/4	.1483	57
-23	16d	3 1/2	.162	44
-24	20d	4	.192	26
-25	30d	4 1/2	.207	20
-26	40d	5	.2253	17
-27	50d	5 1/2	.2437	13
-28	60d	6	.2625	10

Table 1-19. Nails (Continued)

F- Nails, copper

Dash No	Length (in)	Diameter (in)	No per lb (approx)
-29	1	.072	704
-30	1 1/2	.109	208
-31	2	.120	130
-32	2 1/2	.134	86
-33	3	.148	56
-34	3 1/2	.165	40
-35	4	.203	23
-36	4 1/2	.220	18
-37	5	.238	14

Table 1-20. Parachute, Cargo

Type	Weight (lb)	Maximum load limit (lb)
68-inch pilot parachute	3	50
T-10 modified cargo	25	500
15-foot cargo extraction	27	500
G-14 cargo parachute	37	500
12-foot high velocity parachute	7.75	500
22-foot cargo extraction	31	2,200
26-foot high velocity parachute	22	2,200
G-12E cargo parachute	125	2,200
G-11B/C cargo parachute	250	5,000
G-11D cargo parachute	250	4,250

Table 1-21. Parachute, Cargo Extraction

Size (ft)	Weight (lb)	
	Canopy	Packed
15	8.0	27
22	27.5	31
28	36.5	75

Table 1-22. Platform, Cargo Airdrop, Type V

<i>Length (ft)</i>	<i>Width (in)</i>	<i>Weight (lb)</i>	<i>Platform surface (sq ft)</i>	<i>Minimum rigged weight (lb)</i>
8	108	820	72	2,520
12	108	1,220	108	3,780
16	108	1,590	144	5,040
20	108	1,950	180	6,300
24	108	2,280	216	7,560
28	108	2,820	252	8,820
32	108	3,056	288	10,080

Table 1-23. Platform, Dual Row Airdrop System

<i>Length (ft)</i>	<i>Width (in)</i>	<i>Weight (lb)</i>	<i>Platform surface (sq ft)</i>	<i>Minimum rigged weight (lb)</i>
18	88	1,590 w/o outriggers	132	7,500
18	88	1,942 w/ outriggers	132	7,500

Table 1-24. Plywood, Flat Panel

<i>Thickness (in)</i>	<i>Width (in)</i>	<i>Length (in)</i>	<i>Note</i>
1/4	48	96	<p>Types:</p> <p>Exterior:</p> <p>Type I – The glue line is waterproof and unaffected by microorganisms. *Minimum grade standard for airdrop is AC exterior.</p> <p>Type I</p> <p>Interior:</p> <p>Type II – The glue line will withstand occasional wetting and drying.</p> <p>Type III – The glue is suitable only for use where the plywood will not be subjected to water, dampness, or high humidity.</p> <p>Classes:</p> <p>A – Hardwood B – Douglas fir C – Pine D – Western softwood E – Southern pine</p>
3/8	48	96	
1/2	48	96	
5/8	48	96	
3/4	48	96	
1	48	96	

Table 1-25. Tape, Nylon, Parachute

<i>Class</i>	<i>Type</i>	<i>Width (in)</i>	<i>Weight (yd per lb)</i>	<i>Breaking Strength (lb)</i>
A Extra lightweight	I	.250	1,300	13
	II	.375	875	18
	III	.625	440	43
	IV	1.250	260	65
	V	2.000	165	96
B Lightweight	I	.250	970	22
	II	.375	650	33
	III	.625	360	70
	IV	1.250	210	120
	V	2.000	120	200
	VI	5.000	50	100
C Mediumweight	I	.250	770	39
	II	.375	520	58
	III	.625	335	90
	IV	1.250	160	185
	V	2.000	100	300
D Heavyweight	I	1.250	80	280
	II	2.000	45	460
E Extra heavyweight	I	1.250	50	650
	II	2.000	30	1,000

Table 1-26. Type XXVI, Sling, Cargo, Airdrop

<i>No per suspension point</i>	<i>No of loops per sling</i>	<i>Safe load</i>
1	2	0 to 14,000
	4	14,001 to 40,000

Table 1-27. Sling, Endless

Fiber Rope				
<i>Type</i>	<i>Rope circumference (in)</i>	<i>Inside perimeter (ft)</i>	<i>Safe working load (lb)</i>	<i>Breaking strength (lb)</i>
I	3	24	1,800	9,000
II	3 1/4	40	2,100	10,500
III	3 1/2	80	2,400	12,000
IV	4	80	3,000	15,000
Wire Rope, Grommet				
<i>Diameter</i>	<i>Safe working load (lb)</i>		<i>Proof load vertical hitch (lb)</i>	<i>Breaking strength (lb)</i>
	<i>Vertical hitch</i>	<i>Choker hitch</i>		
3/4	15,200	11,400	30,400	76,000

Table 1-28. Tape, Textile, Cotton, General-Purpose

<i>Type</i>	<i>Width (in)</i>	<i>Warp strength (lb)</i>
I	3/16	22
	1/4	25
	3/8	30
	1/2	42
	5/8	50
	3/4	65
	7/8	80
	1	85
	1 1/8	95
	1 1/4	115
II	3/16	14
	1/4	18
	3/8	24
	1/2	35

Table 1-29. Tape, Textile, Nylon

<i>Type</i>	<i>Width (in)</i>	<i>Thickness (in)</i>	<i>Weight min (oz per lin yd)</i>	<i>Breaking strength min (lb)</i>	<i>Elongation min (%)</i>	<i>Note</i>
Parachute Construction						Type I – one black thread in center
I	1	.025-.045	35	600	16	
II	1	.010-.030	.145	300	14	
III	1	.025-.045	0.40	525	16	
Multiple tubular	1 3/8	.020	.40	500	20	

Table 1-30. Tape and Webbing, Textile, Rayon

Type	Width (in)	Length, min (lin yd per lb)	Breaking strength, min (lb)	Notes:
I	1/2	400	15	When specified, all rayon tape and webbing will contain one red thread in center. Type I – Flat weave tape
	9/16	200	50	
	1 1/8	100	100	
	1 1/4	80	140	
Ia	3/8	10	160	Type Ia – Flat weave webbing
	9/16	40	500	
	1	32	500	
	1 5/8	15	750	
II	1/8	125	150	Type II – Tubular weave webbing
	3/16	100	200	
	1/2	40	500	
	9/16	40	500	
	5/8	23	900	

Table 1-31. Tape, Textile and Webbing, Textile, Reinforcing, Nylon

Type	Width (in)	Thickness (in)	Weight, max (oz per yd)	Breaking strength, min (lb)	Notes
II	1	.025-.035	.40	900	Tape, herring bone twill weave
	1 1/2	.025-.035	.60	1,300	
	2	.025-.035	.80	1,700	
III	3/8	.015-.025	.12	200	Tape, plain weave
	1/2	.015-.025	.15	250	
	3/4	.015-.025	.20	400	
	1	.015-.025	.30	525	
	1 1/2	.015-.025	.40	850	
IV	1/2	.030-.040	.35	550	Webbing, plain weave
	5/8	.030-.040	.40	625	
	1	.030-.040	.50	1,000	
	1 1/8	.030-.040	.60	1,100	
	1 1/2	.030-.040	.75	1,500	
V	9/16	.020-.030	.20	500	Tape, herring bone twill weave
VI	3/4	.020-.030	.20	425	Tape hearing bone twill weave

Table 1-32. Tape and Webbing, Textile, Cotton Reinforcing, Woven

<i>Type</i>	<i>Width (in)</i>	<i>Weight, max (oz per lin yd)</i>	<i>Breaking strength, min (lb)</i>	<i>Notes</i>
I	1/4	.11	80	Plain
	3/8	.15	120	
	1/2	.22	150	
	5/8	.28	170	
	3/4	.33	200	
	1	.47	250	
II	1/2	.15	110	Double herringbone
	3/4	.22	165	
	1	.29	220	
	1 1/4	.36	275	
	1 1/2	.43	330	
	1 3/4	.50	375	
III	1/2	.10	45	Twill
	5/8	.12	55	
	3/4	.14	75	
V	1	.65	350	Plain (traverse cord)
	2	1.30	650	
VI	5/8	.23	80	Non-elastic
	1	.98	375	

Table 1-33. Thread, Nylon

<i>Size</i>	<i>Ply</i>	<i>Length, min (yd per lb)</i>	<i>Breaking strength, min (lb)</i>
A- Type I – Twisted, multiple cord, soft finish			
00	2	25,801	1.8
A	3	18,001	2.8
AA	2 or 3	13,001	4.1
B	2 or 3	8,701	6.0
E	3	5,801	9.0
F	3 or 4	4,001	11.8
FF	3	2,901	17.5
3	3	1,951	27.0
4	3	1,451	36.0
5	3	1,151	45.0
6	3	951	54.0
8	3	701	72.0
B- Type II – Twisted, bonded, multiple cord, bonded finish			
00	2	2,201	1.8
A	3	16,201	2.8
AA	2 or 3	11,701	4.1
B	2 or 3	7,801	6.0
E	3	5,201	9.0
F	3 or 4	3,601	11.8
FF	3	2,601	17.5
3	3	1,751	27.0
4	3	1,301	36.0
5	3	1,051	45.0
6	3	851	54.0
8	3	600	72.0

Table 1-34. Thread, Cotton

<i>Ticket number</i>	<i>Tex (approximate size)</i>	<i>Ply</i>	<i>Yards per lb, min</i>	<i>Breaking strength, min (lb)</i>
A- Types I and II (machine thread)				
140	19	2	23,000	1.0
90	25	2	17,946	0.9
70	30	2	14,173	1.2
70	30	3	14,173	1.5
50	40	3	11,023	1.8
40	50	3	8,267	2.2
30	60	3	7,087	3.0
30	60	3	7,087	3.2
24	80	4	5,512	3.8
16	105	4	4,134	5.3
12	150	4	3,307	6.8
10	187	3	2,501	6.5
10	225	4	1,901	9.5
10	292	5	1,501	12.5
10	358	6	1,275	15.5
9	255	4	1,831	10.0
8	233	3	2,001	7.0
8	283	4	1,501	11.0
B- Type II (mercerized machine thread)				
30	39	2	11,001	1.6
36	32	2	14,401	1.3
C	72	3	6,010	4.0
B	58	3	7.61	3.2
A	50	3	8,268	2.8
0	40	3	9,920	2.6
00	35	3	12,401	2.1
000	27	3	15,521	1.7
C- Type IV and V (shoe thread)				
8	270	4	1,654	13.0
8	350	5	1,241	17.5
8	400	6	1,103	21.0
8	450	7	993	24.5
8	500	8	827	28.0
8	600	9	709	31.5
8	700	10	621	35.0
8	700	11	621	38.5
8	800	12	552	42.0

Table 1-35. Webbing, Textile, Woven Nylon

<i>Type</i>	<i>Width (in)</i>	<i>Thickness (in)</i>	<i>Weight (oz per lin yd)</i>	<i>Breaking strength (lb)</i>	<i>Identifying yarns</i>
I	9/16	.025-.040	0.28	500	
Ia	3/4	.025-.035	0.32	600	
II	1	.025-.040	0.42	600	
III	1 1/4	.025-.040	0.52	800	
IV	3	.025-.040	1.20	1,800	
VI	1 23/32	.030-.050	1.15	2,500	Two red threads in center
VII	1 23/32	.060-.100	2.35	6,000	Two yellow threads at each edge
VIII	1 23/32	.040-.070	1.60	4,000	One black threads in center
VIIIa	3	.040-.070	2.80	6,300	
VIIIb	2	.040-.070	1.80	4,500	
VIIIc	2 1/4	.040-.070	2.10	5,300	
IX	3	.065-.100	4.00	9,000	
X	1 23/32	.105-.140	3.70	9,500	
XII	1 23/32	.025-.040	.085	1,200	One red thread at each edge
XIII	1 23/32	.080-.120	2.90	7,000	Two black threads at each edge
XIV	1/2	.070-.100	0.80	1,200	
XV	2	.035-.050	1.25	1,500	
XVI	1 23/32	.045-.080	2.00	4,500	
XVII	1	.045-.070	1.15	2,500	
XVIII	1	.100-.160	2.05	6,000	
XIX	1 3/4	.100-.130	4.10	10,000	Two green threads in center
XX	1	.180-.210	3.25	9,000	
XXI	1 1/4	.065-.085	1.70	3,600	
XXII	1 23/32	.090-.120	3.50	9,500	Two black threads at each edge and in center
XXIII	1 1/8	.200-.300	3.70	12,000	
XXIV	1 15/16	.055-.075	2.25	5,500	
XXV	1	.080-.125	1.50	4,500	
XXVI	1 3/4	.150-.180	4.90	15,000	One yellow threads in center
XXVII	1 23/32	.085-.110	2.90	6,500	One black thread at each edge
XXVIII	2 1/4	.080-.110	3.80	8,700	

Table 1-36. Webbing, Textile, Nylon – Universal Static Line

<i>Width (in)</i>	<i>Thickness (in)</i>	<i>Breaking strength, min (lb)</i>	<i>Weight, max (oz per lin yd)</i>
.75	0.136	4000	1.75

Table 1-37. Webbing Nylon, Tube Edge Construction

<i>Width (in)</i>		<i>Thickness (in)</i>	<i>Weight, max (oz per yd)</i>	<i>Breaking strength, min (lb)</i>	<i>Identifying yarns</i>
<i>Full width</i>	<i>Each edge</i>				
1 23/32	3/16	.060-.100	2.35	6,000	4 yellow yarns
1 23/32	3/16	.080-.120	2.90	7,000	4 black yarns
1	3/16	.045-.075	1.15	2,500	
1 3/4	1/4	.150-.190	4.90	15,000	2 yellow yarns in center

Table 1-38. Webbing, Textile, Nylon, Tubular

<i>Width (in)</i>	<i>Thickness (in)</i>	<i>Weight (oz per yd)</i>	<i>Breaking strength (lb)</i>	<i>Identifying yarns</i>
3/8	0.090	0.40	950	Two yellow or black warp yarns in center
1/2	0.090	0.50	1,000	One yellow or black warp yarn in center of one side
9/16	0.090	0.60	1,500	Three yellow or black warp yarns in center
5/8	0.100	0.75	2,250	Two yellow or black warp yarns in center of one side
3/4	0.120	1.05	2,300	One yellow or black warp yarns in center
7/8	0.120	1.00	3,100	None
1	0.120	1.70	4,000	One yellow or black warp yarns in center of one side

Table 1-39. Webbing, Textile, Cotton, Warp

Type	Width (in)	Thickness (in)	Weight (oz per yd)	Breaking strength, warp full width min (lb)	Notes
I	9/16	.040-.050	0.40	350	Classes: 1A – Undyed and not fungus proofed 1B – Undyed and fungus proofed 2A – Dyed and not fungus proofed 2B – Dyed and fungus proofed 3 – Resin dyed and fungus proofed during dyeing Identifying threads: Two black threads at each edge Two black threads in center Two red threads in center Two red threads at each edge Two yellow threads in center
II	1	.040-.050	0.75	575	
III	1 1/4	.040-.050	0.90	750	
IV	3	.050-.100	2.50	1,900	
V	5	.050-.100	4.30	2,750	
VI	1 3/4	.070-.095	2.20	1,500	
VII	1 3/4	.140-.170	3.00	2,600	
VIII	1 3/4	.070-.095	3.00	1,200	
IX	3	.090-.115	4.65	4,500	
X	1 3/4	.125-.170	4.00	4,700	
XII	1 3/4	.040-.060	1.25	900	
XIII	1 3/4	.095-.130	3.40	3,400	
XV	1 3/4	.130-.150	3.50	4,500	
XVI	1 3/4	.090-.115	2.60	2,700	
XVII	1	.075-.095	1.25	900	
XVIII	2 1/2	.050-.060	1.40	1,250	
XIX	2	.130+/-0.010	3.68	2,500	
XX	5/8	.075-.095	0.45	200	

Table 1-40. Webbing, Textile, Elastic, Cotton

Type	Class	Width max (in)	Thickness (in)	Weight (oz per lin yd)	Load range to produce 50% elongation (lb)
I	1	3/8	.016-.046	0.28	1.15-3.25
		1/2	.016-.046	0.38	1.35-3.75
		3/4	.016-.046	0.53	1.80-5.00
		7/8	.016-.046	0.55	0.90-4.37
		1	.016-.046	0.73	3.00-5.50
		1 1/2	.016-.046	1.00	5.00-7.00
		2	.031-.061	1.60	6.00-11.00
		2 1/2	.031-.061	2.00	8.00-12.00
		2	.094-.156	2.30	7.20-17.50
		3*	.094-.156	2.35	15.30-31.25
II	1	1	.030-.060	0.80	3.00-6.00
		1 1/2	.030-.060	1.20	4.00-7.50

*Used for parachute packs and ripcord grip pockets

Table 1-41. Webbing, Textile, Cotton, General-Purpose

A- Type II, medium - weight webbing (hard texture)			
Width (in)	Weight (oz per lin yd)	Breaking strength full width min (lb)	Notes
3/8	0.20	100	Classes: 1 – Natural 1a – Natural, water-repellent, mildew resistant, 2,2' methylenbis (4-chlorophenol) 1b – Natural, water-repellent, mildew resistant, (copper 8-quinolinolate) 2 – Bleached 2a – Bleached, water-repellent, mildew-resistant, 2,2' methylenebis (4-chlorophenol) 3 – Dyed 4 – Dyed, water-repellent, mildew resistant, (copper 8-quinolate) 7 – Dyed, water-repellent, mildew-resistant, 2,2' methylenebis (4-chlorohphenol) 8 – Dyed, water-repellent
1/2	0.32	160	
5/8	0.40	200	
3/4	0.48	235	
1	0.65	315	
1 1/4	0.81	385	
1 1/2	0.97	460	
2	1.30	585	
2 3/4	1.78	760	
3	1.95	810	
3 3/4	2.43	315*	
5	3.25	315*	
5 5/8	3.65	315*	
B- Type IIa, medium weight webbing (soft texture)			
Width (in)	Weight (oz per lin yd)	Breaking strength full width min (lb)	
3/8	0.25	130	
1/2	0.33	160	
5/8	0.41	195	
3/4	0.49	230	
1	0.65	300	
1 1/4	0.81	370	
1 1/2	0.97	440	
2	1.30	580	
2 1/4	1.47	645	
C- Type IIb, medium heavyweight webbing			
5/8	0.60	310	
3/4	0.72	365	
1	0.96	475	
1 1/4	1.20	590	
1 1/2	1.44	700	
2	1.92	925	
2 1/4	2.25	1,050	
3	2.88	1,375	
*Indicates breaking strength per inch			

Table 1-41. Webbing, Textile, Cotton, General-Purpose (Continued)

D- Type III, heavyweight webbing		
<i>Width (in)</i>	<i>Weight (oz per lin yd)</i>	<i>Breaking strength full width min (lb)</i>
5/8	1.00	380
3/4	1.20	460
1	1.33	550
1 1/4	1.50	650
1 1/4	2.00	720
1 1/2	2.40	860
2	2.65	1,100
2 1/2	4.00	1,360
3	4.80	1,560

Table 1-42. Wire Strand (6 x 19)

<i>Diameter (in)</i>	<i>Weight (lb per 100 ft)</i>	<i>Breaking strength (tn)</i>		
		<i>Mild plow steel</i>	<i>Plow steel</i>	<i>Improved plow steel</i>
1/4	10	2.07	2.39	2.74
3/8	23	5.0	5.5	6.3
1/2	40	8.5	9.4	10.8
5/8	63	13.1	14.4	16.6
3/4	90	18.7	20.6	23.7
7/8	123	25.4	28.0	32.2
1	160	33.0	36.5	42.0
1 1/8	203	41.5	46.0	53.0
1 1/4	250	51.0	56.5	65.0
1 1/2	360	72.5	80.5	92.5

Table 1-43. Wire Strand, Steel (Corrosion Resistant), Preformed (Aircraft Application)

<i>Cable type</i>	<i>Nominal diameter (in)</i>	<i>Breaking strength (lb)</i>	<i>Weight (lb per 100 ft)</i>	<i>Notes</i>
I	1/32	150	.025	Nonflexible 1 x 7, with wire center
	3/64	375	0.55	
II	1/16	500	.085	Nonflexible 1 x 19, with wire center
	5/64	800	1.40	
	3/32	1,200	2.00	
	7/64	1,600	2.70	
	1/8	2,100	3.50	
	5/32	3,300	5.50	
	3/16	4,700	7.70	
	7/32	6,300	10.20	
	1/4	8,200	13.50	
	5/16	12,500	21.00	

Table 1-44. Miscellaneous Hardware and Equipment

<i>Item</i>	<i>Breaking Strength</i>
Adapter, parachute harness, quick-fit	2,500
Adapter, parachute harness, reversible, quick-fit	2,500
Clevis, riser, airdrop, type III	2,000
Clevis, suspension, airdrop, type I:	
1-inch diameter (large suspension clevis)	40,000
3/4-inch diameter (cargo suspension clevis)	20,000
5/8-inch diameter (small suspension clevis)	20,000
Clevis, tiedown, airdrop, type II:	
5/8-inch diameter	15,000
1/2-inch diameter	7,000
Container kits, airdrop:	
A-7A, sling assembly	500
A-10, net	300
A-21, bag	500
A-22, bag	2,200
Link assembly:	
Type IV	40,000
Two-point, 3 3/4-inch	30,000
Two-point, 5 1/2-inch	30,000
Link, parachute, connector, L-bar type	3,000
Ring, parachute harness:	
"D" ring	5,000
"V" ring	2,500
Quick-fit, "V" type	2,500
Ejector	2,500
Strapping, steel, 5/8-inch wide. 0.02-inch thick (safe load per double thickness: 250 lb)	1,000
Tiedown, cargo, aircraft:	
Type CGU-1B	5,000
Type MB-1 or CGU-4E	10,000
Type MB-2 or CGU-3E	25,000
Tiedown, cargo, aircraft, nylon web net:	
Type MA-2 (15- by 15-foot)	10,000
Type MA-3 (30- by 15-foot)	10,000

This page intentionally left blank.

Chapter 2

Rigged Load Reference Data

SECTION I – INTRODUCTION

GENERAL

2-1. This chapter contains illustrations and reference data on completely rigged airdrop platforms.

TYPE V PLATFORM

2-2. Loads rigged on type V platform for low-velocity airdrop are contained in Section II.

COMBAT-EXPENDABLE PLATFORM

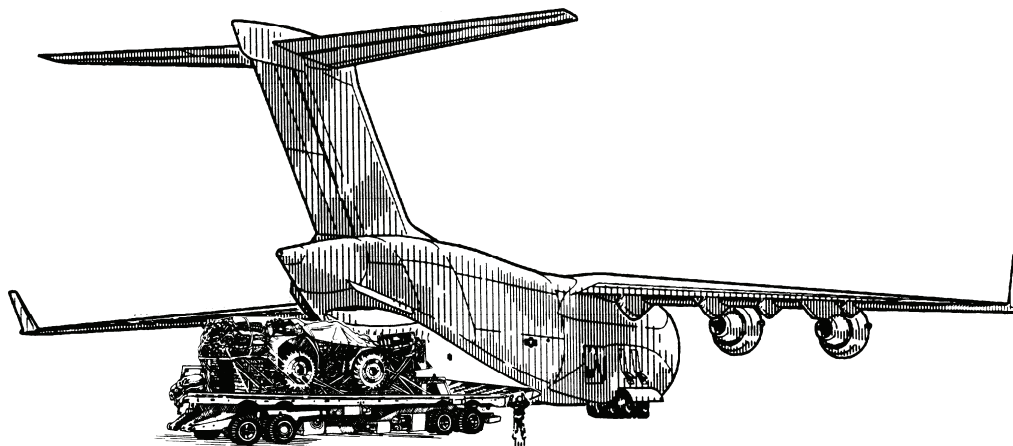
2-3. Loads rigged on combat-expendable platforms for low-velocity airdrop are contained in Section III.

MARITIME CARGO AERIAL DELIVERY SYSTEMS PLATFORM

2-4. Loads rigged on maritime cargo aerial delivery systems platforms for low-velocity airdrop are contained in Section IV.

DUAL ROW AIRDROP SYSTEMS PLATFORM

2-5. Loads rigged on dual row airdrop systems platforms for low-velocity airdrop are contained in Section V.



SECTION II –LOW-VELOCITY AIRDROP ON TYPE V PLATFORM

One Military Utility Vehicle (M-Gator) Rigged on an 8-Foot Platform




Reference: FM 4-20.108/TO 13C7-2-491

Weight: Load shown	3,120 pounds
Height	78 inches
Width.....	108 inches
Overall Length with EFTC	125 inches
Overall Length with EPJS.....	143 inches
Overhang: Front (Rear of Vehicle)	11 inches
Rear (EFTC)	18 inches
Rear (EPJS).....	30 inches
Center of Balance (from front edge of platform).....	49 inches

Accompanying Load: None
 Aircraft: C-130 and C-17
 Extraction System: EFTC
 Extraction Parachute C-130: 15-foot
 Extraction Parachute C-17: 15-foot
 Platform Size: 8-Foot
 Cargo Parachute: One G-11B

Figure 2-1. One Military Utility Vehicle (M-Gator) Rigged on an 8-Foot Platform

Two Military Utility Vehicles (M-Gator) and Equipment Box Rigged on a 20-Foot Platform



Reference: FM 4-20.108/TO 13C7-2-491

Weight: Load shown.....	8,520 pounds
Height	78 inches
Width	108 inches
Overall Length with EFTC	260 1/2 inches
Overall Length with EPJS	278 1/2 inches
Overhang: Front (Box)	2 1/2 inches
Rear (EFTC).....	18 inches
Rear (EPJS).....	30 inches
Center of Balance (from front edge of platform)	124 inches

Accompanying Load: Equipment box weighing 2,000 pounds is rigged on platform.

Aircraft: C-130 and C-17

Extraction System: EFTC

Extraction Parachute C-130: 22-Foot

Extraction Parachute C-17: 22-Foot

Platform Size: 20-Foot

Cargo Parachutes: Two G-11B

Figure 2-2. Two Military Utility Vehicles (M-Gator) and Equipment Box Rigged on a 20-Foot Platform

One Military Utility Vehicle (M-Gator) and an A-22 Cargo Bag on a 12-Foot Platform



Reference: FM 4-20.108/TO 13C7-2-491

Weight: Load shown	4,630 pounds
Height	78 inches
Width.....	108 inches
Overall Length with EFTC	162 inches
Overall Length with EPJS.....	180 inches
Overhang: Front	0 inches
Rear (EFTC)	18 inches
Rear (EPJS).....	30 inches
Center of Balance (from front edge of platform).....	68 inches

Accompanying Load: A-22 Cargo Bag with 800 to 1,000 pounds of equipment.

Aircraft: C-130 and C-17

Extraction System: EFTC

Extraction Parachute C-130: 15-foot

Extraction Parachute C-17: 15-foot

Platform Size: 12-Foot

Cargo Parachute: One G-11B

Figure 2-3. One Military Utility Vehicle (M-Gator) and an A-22 Cargo Bag on a 12-Foot Platform

M-Gator with First Response Expeditionary (FRE) Fire Vehicle on a 12-Foot Platform



Reference: FM 4-20.108/TO 13C7-2-491

Weight: Load shown.....	4,980 pounds
Height	94 inches
Width	108 inches
Overall Length.....	168 inches
Overall Length with EPJS	180 inches
Overhang: Front (A-22 Cargo Bag).....	6 inches
Rear (EFTC).....	18 inches
Rear (EPJS).....	30 inches
Center of Balance (from front edge of platform)	70 inches

Accompanying Load: A-22 Cargo Bag must weigh 1200 pounds.

Aircraft: C-130 and C-17

Extraction System: EFTC

Extraction Parachute C-130: 15-foot


Extraction Parachute C-17: 15-foot

Platform Size: 12-Foot

Cargo Parachute: One G-11B

Figure 2-4. M-Gator with First Response Expeditionary (FRE) Fire Vehicle on a 12-Foot Platform

Bulk Supplies on an 8-Foot Platform




Reference: FM 4-20.112/TO 13C7-1-8

Weight: Load shown	6,344 pounds
Height	56 inches
Width.....	108 inches
Overall Length with EFTC	114 inches
Overall Length with EPJS.....	132 inches
Overhang: Front	0 inches
Rear (EFTC)	18 inches
Rear (EPJS).....	30 inches
Center of Balance (from front edge of platform).....	50 inches

Accompanying Load: None
 Aircraft: C-130 and C-17
 Extraction System: EFTC
 Extraction Parachute C-130: 15-Foot
 Extraction Parachute C-17: 15-Foot
 Platform Size: 8-Foot
 Cargo Parachutes: Two G-11B

Figure 2-5. Bulk Supplies on an 8-Foot Platform

Bulk Supplies in A-22 Cargo Bags on an 8-Foot Platform



Reference: FM 4-20.112/TO 13C7-1-8

Weight: Load shown.....	6,750 pounds
Height	71 inches
Width	108 inches
Overall Length.....	114 inches
Overall Length with EPJS	132 inches
Overhang: Front	0 inches
Rear (EFTC).....	18 inches
Rear (EPJS).....	30 inches
Center of Balance (from front edge of platform)	50 inches

Accompanying Load: None
 Aircraft: C-130 and C-17
 Extraction System: EFTC
 Extraction Parachute C-130: 15-Foot
 Extraction Parachute C-17: 15-Foot
 Platform Size: 8-Foot
 Cargo Parachutes: Two G-11B

Figure 2-6. Bulk Supplies in A-22 Cargo Bags on an 8-Foot Platform

Bulk Supplies on a 12-Foot Platform



Reference: FM 4-20.112/TO 13C7-1-8

Weight: Load shown	8,904 pounds
Height	56 inches
Width.....	108 inches
Overall Length with EFTC	162 inches
Overall Length with EPJS.....	180 inches
Overhang: Front	0 inches
Rear (EFTC).....	18 inches
Rear (EPJS).....	30 inches
Center of Balance (from front edge of platform).....	74 inches

Accompanying Load: None

Aircraft: C-130 and C-17

Extraction System: EFTC

Extraction Parachute C-130: 22-Foot


Extraction Parachute C-17: 22-Foot

Platform Size: 12-Foot

Cargo Parachutes: Two G-11B

Figure 2-7. Bulk Supplies on a 12-Foot Platform

Forward Area Surgical Team (FAST) Equipment on a 12-Foot Platform




Reference: FM 4-20.112/TO 13C7-1-8

Weight: Load shown.....	12,000 pounds
Height	92 inches
Width	108 inches
Overall Length with EFTC.....	162 inches
Overall Length with EPJS	180 inches
Overhang: Front	0 inches
Rear (EFTC).....	18 inches
Rear (EPJS).....	30 inches
Center of Balance (from front edge of platform)	84 inches

Accompanying Load: None
 Aircraft: C-130 and C-17
 Extraction System: EFTC
 Extraction Parachute C-130: 22-Foot
 Extraction Parachute C-17: 22-Foot
 Platform Size: 12-Foot
 Cargo Parachutes: Three G-11B

Figure 2-8. Forward Area Surgical Team (FAST) Equipment on a 12-Foot Platform

105-mm Ammunition on a 16-Foot Platform



Reference: FM 4-20.112/TO 13C7-1-8

Weight: Load shown	18,560 pounds
Height	97 1/2 inches
Width.....	108 inches
Overall Length with EFTC	210 inches
Overall Length with EPJS.....	228 inches
Overhang: Front	0 inches
Rear (EFTC).....	18 inches
Rear (EPJS).....	30 inches
Center of Balance (from front edge of platform).....	106 inches

Accompanying Load: None

Aircraft: C-130 and C-17

Extraction System: EFTC

Extraction Parachute C-130: 28-Foot


Extraction Parachute C-17: 28-Foot

Platform Size: 16-Foot

Cargo Parachutes: Four G-11B

Figure 2-9. 105-mm Ammunition on a 16-Foot Platform

155-mm Ammunition on a 16-Foot Platform




Reference: FM 4-20.112/TO 13C7-1-8

Weight: Load shown.....	26,060 pounds
Height	92 inches
Width	108 inches
Overall Length with EFTC.....	210 inches
Overall Length with EPJS	228 inches
Overhang: Front	0 inches
Rear (EFTC).....	18 inches
Rear (EPJS).....	30 inches
Center of Balance (from front edge of platform)	101 inches

Accompanying Load: None
 Aircraft: C-130 and C-17
 Extraction System: EFTC
 Extraction Parachute C-130: 28-Foot
 Extraction Parachute C-17: 28-Foot
 Platform Size: 16-Foot
 Cargo Parachutes: Five G-11C

Figure 2-10. 155-mm Ammunition on a 16-Foot Platform

20-mm Ammunition on a 16-Foot Platform




Reference: FM 4-20.112/TO 13C7-1-8

Weight: Load shown	26,060 pounds
Height	92 inches
Width.....	108 inches
Overall Length with EFTC	210 inches
Overall Length with EPJS.....	228 inches
Overhang: Front	0 inches
Rear (EFTC).....	18 inches
Rear (EPJS).....	30 inches
Center of Balance (from front edge of platform).....	91 inches

Accompanying Load: None
 Aircraft: C-130 and C-17
 Extraction System: EFTC
 Extraction Parachute C-130: 28-Foot
 Extraction Parachute C-17: 28-Foot
 Platform Size: 16-Foot
 Cargo Parachutes: Five G-11C

Figure 2-11. 20-mm Ammunition on a 16-Foot Platform

Mass Supply Boxes on a 16-Foot Platform




Reference: FM 4-20.112/TO 13C7-1-8

Weight: Load shown.....	15,040 pounds
Height	88 inches
Width	108 inches
Overall Length with EFTC.....	210 inches
Overall Length with EPJS	228 inches
Overhang: Front	0 inches
Rear (EFTC).....	18 inches
Rear (EPJS).....	30 inches
Center of Balance (from front edge of platform)	97 inches

Accompanying Load: None
 Aircraft: C-130 and C-17
 Extraction System: EFTC
 Extraction Parachute C-130: 22-Foot
 Extraction Parachute C-17: 22-Foot
 Platform Size: 16-Foot
 Cargo Parachutes: Four G-11B

Figure 2-12. Mass Supply Boxes on a 16-Foot Platform

Mass Supply Boxes on a 20-Foot Platform



Reference: FM 4-20.112/TO 13C7-1-8

Weight: Load shown	16,300 pounds
Height	88 inches
Width.....	108 inches
Overall Length with EFTC	258 inches
Overall Length with EPJS.....	276 inches
Overhang: Front	0 inches
Rear (EFTC)	18 inches
Rear (EPJS).....	30 inches
Center of Balance (from front edge of platform).....	126 inches

Accompanying Load: None

Aircraft: C-130 and C-17

Extraction System: EFTC

Extraction Parachute C-130: 22- or 28-Foot


Extraction Parachute C-17: 22- or 28-Foot

Platform Size: 16-Foot

Cargo Parachutes: Four G-11B

Figure 2-13. Mass Supply Boxes on a 20-Foot Platform

Palletized Load System (PLS) Pallet with 105-mm Ammunition on a 24-Foot Platform



Reference: FM 4-20.112/TO 13C7-1-8

Weight: Load shown.....	33,343 pounds
Height	97 inches
Width	108 inches
Overall Length with EFTC.....	310 inches
Overall Length with EPJS	318 inches
Overhang: Front	0 inches
Rear (cargo parachutes).....	22 inches
Rear (EPJS).....	30 inches
Center of Balance (from front edge of platform)	132 inches

Accompanying Load: None

Aircraft: C-130 and C-17

Extraction System: EFTC

Extraction Parachute C-130: Two 28-Foot


Extraction Parachute C-17: Two 28-Foot

Platform Size: 24-Foot

Cargo Parachutes: Seven G-11C

Figure 2-14. Palletized Load System (PLS) Pallet with 105-mm Ammunition on a 24-Foot Platform

PLS with A-22 Containers on a 24-Foot Platform




Reference: FM 4-20.112/TO 13C7-1-8

Weight: Load shown	24,278 pounds
Height	84 inches
Width.....	108 inches
Overall Length with EFTC	306 inches
Overall Length with EPJS.....	334 inches
Overhang: Front	0 inches
Rear (EFTC)	18 inches
Rear (EPJS).....	30 inches
Center of Balance (from front edge of platform).....	137 inches

Accompanying Load: None
 Aircraft: C-130 and C-17
 Extraction System: EFTC
 Extraction Parachute C-130: 28-Foot
 Extraction Parachute C-17: 28-Foot
 Platform Size: 24-Foot
 Cargo Parachutes: Five G-11C

Figure 2-15. PLS with A-22 Containers on a 24-Foot Platform

155-mm Ammunition Modular Artillery Charge System (MACS) Rigged on a 16-Foot Platform



Reference: FM 4-20.112/TO 13C7-1-8

Weight: Load shown.....	11,460 pounds
Height	48 inches
Width	108 inches
Overall Length with EFTC.....	210 inches
Overall Length with EPJS	228 inches
Overhang: Front	0 inches
Rear (EFTC).....	18 inches
Rear (EPJS).....	30 inches
Center of Balance (from front edge of platform)	96 inches

Accompanying Load: None
 Aircraft: C-130 and C-17
 Extraction System: EFTC
 Extraction Parachute C-130: 22-Foot
 Extraction Parachute C-17: 22-Foot
 Platform Size: 16-Foot
 Cargo Parachutes: Five G-11C

Figure 2-16. 155-mm Ammunition Modular Artillery Charge System (MACS) Rigged on a 16-Foot Platform

155-mm Ammunition (MACS PAC) Rigged on a 20-Foot Platform




Reference: FM 4-20.112/TO 13C7-1-8

Weight: Load shown	18,460 pounds
Height	73 inches
Width.....	108 inches
Overall Length with EFTC	258 inches
Overall Length with EPJS.....	276 inches
Overhang: Front	0 inches
Rear (EFTC)	18 inches
Rear (EPJS).....	30 inches
Center of Balance (from front edge of platform).....	171 inches

Accompanying Load: None
 Aircraft: C-130 and C-17
 Extraction System: EFTC
 Extraction Parachute C-130: 28-Foot
 Extraction Parachute C-17: 28-Foot
 Platform Size: 20-Foot
 Cargo Parachutes: Four G-11B

Figure 2-17. 155-MM Ammunition (MACS PAC) Rigged on a 20-Foot Platform

3/4-Ton Cargo Trailer



Reference: FM 4-20.113/TO 13C7-3-51

Weight: Load shown.....	5,920 pounds
Height	72 inches
Width	108 inches
Overall Length with EFTC	162 inches
Overall Length with EPJS	180 inches
Overhang: Front	0 inches
Rear (EFTC).....	18 inches
Rear (EPJS).....	30 inches
Center of Balance (from front edge of platform)	70 inches

Accompanying Load: Maximum accompanying load of 1,500 pounds stowed in the trailer with additional load of 2,500 pounds stowed on the platform.

Aircraft: C-130 and C-17

Extraction System: EFTC

Extraction Parachute C-130: 15-Foot


Extraction Parachute C-17: 15-Foot

Platform Size: 12-Foot

Cargo Parachutes: Two G-11B

Figure 2-18. 3/4-Ton Cargo Trailer

M998 Cargo/Troop Carrier



Reference: FM 4-20.117/MCRP 4-11.3M/TO 13C7-1-111

Weight: Load shown	9,750 pounds
Height	86 inches
Width.....	108 inches
Overall Length with EFTC	215 inches
Overall Length with EPJS.....	233 inches
Overhang: Front	0 inches
Rear (EFTC)	18 inches
Rear (EPJS).....	30 inches
Center of Balance (from front edge of platform).....	95 inches

Accompanying Load: An accompanying load of 800 to 2,000 pounds must be rigged in the truck.

Aircraft: C-130 and C-17

Extraction System: EFTC

Extraction Parachute C-130: 22-Foot


Extraction Parachute C-17: 22-Foot

Platform Size: 16-Foot

Cargo Parachutes: Two G-11B

Figure 2-19. M998 Cargo/Troop Carrier

M1025 Armament Carrier



Reference: FM 4-20.117/MCRP 4-11.3M/TO 13C7-1-111

Weight: Load shown.....	9, 820 pounds
Height	91 inches
Width	108 inches
Overall Length with EFTC.....	215 inches
Overall Length with EPJS	233 inches
Overhang: Front	0 inches
Rear (EFTC).....	18 inches
Rear (EPJS).....	30 inches
Center of Balance (from front edge of platform)	96 inches

Accompanying Load: An accompanying load of 800 to 2,000 pounds must be rigged in the truck.

Aircraft: C-130 and C-17

Extraction System: EFTC

Extraction Parachute C-130: 22-Foot


Extraction Parachute C-17: 22-Foot

Platform Size: 16-Foot

Cargo Parachutes: Two G-11B

Figure 2-20. M1025 Armament Carrier

M1025 Armament Carrier with Additional Accompanying Ammunition Load on a 20-Foot Platform



Reference: FM 4-20.117/MCRP 4-11.3M/TO 13C7-1-111


Weight: Load shown	11,740 pounds
Height	91 inches
Width.....	108 inches
Overall Length with EFTC	265 inches
Overall Length with EPJS.....	283 inches
Overhang: Front	0 inches
Rear (EFTC).....	18 inches
Rear (EPJS).....	30 inches
Center of Balance (from front edge of platform).....	112 inches

Accompanying Load: Ammunition rigged on the platform and any accompanying load stowed in truck must weigh no less than 3,300 pounds and no more than 4,300 pounds.

- Aircraft: C-130 and C-17
- Extraction System: EFTC
- Extraction Parachute C-130: 22-Foot
- Extraction Parachute C-17: 22-Foot
- Platform Size: 16-Foot
- Cargo Parachutes: Three G-11B

Figure 2-21. M1025 Armament Carrier with Additional Accompanying Ammunition Load on a 20-Foot Platform

M1025 Armament Carrier Rigged with Striker



Reference: FM 4-20.117/MCRP 4-11.3M/TO 13C7-1-111

Weight: Load shown.....	11,389 pounds
Height	98 inches
Width	108 inches
Overall Length with EFTC.....	215 inches
Overall Length with EPJS	233 inches
Overhang: Front	0 inches
Rear (EFTC).....	18 inches
Rear (EPJS).....	30 inches
Center of Balance (from front edge of platform)	97 inches

Accompanying Load: Striker and accessories.

Aircraft: C-130 and C-17

Extraction System: EFTC

Extraction Parachute C-130: 22-Foot


Extraction Parachute C-17: 22-Foot

Platform Size: 16-Foot

Cargo Parachutes: Three G-11B

Figure 2-22. M1025 Armament Carrier Rigged with Striker

M56 Smoke Generator Rigged in M1113



Reference: FM 4-20.117/MCRP 4-11.3M/TO 13C7-1-111

Weight: Load shown	11,960 pounds
Height	97 inches
Width.....	108 inches
Overall Length with EFTC	215 inches
Overall Length with EPJS.....	233 inches
Overhang: Front	0 inches
Rear (EFTC).....	18 inches
Rear (EPJS).....	30 inches
Center of Balance (from front edge of platform).....	91 inches

Accompanying Load: An accompanying load of 800 to 2,500 pounds must be rigged in the truck.

Aircraft: C-130 and C-17

Extraction System: EFTC

Extraction Parachute C-130: 22-Foot


Extraction Parachute C-17: 22-Foot

Platform Size: 16-Foot

Cargo Parachutes: Three G-11B

Figure 2-23. M56 Smoke Generator Rigged in M1113

M1114-Up-Armament Carrier



Reference: FM 4-20.117/MCRP 4-11.3M/TO 13C7-1-111

Weight: Load shown.....	15,240 pounds
Height	98 inches
Width	108 inches
Overall Length with EFTC.....	210 inches
Overall Length with EPJS	228 inches
Overhang: Front	0 inches
Rear (EFTC).....	18 inches
Rear (EPJS).....	30 inches
Center of Balance (from front edge of platform)	92 inches

Accompanying Load: An accompanying load of 800 to 2,000 pounds must be rigged in the truck.

Aircraft: C-130 and C-17

Extraction System: EFTC

Extraction Parachute C-130: 22-Foot


Extraction Parachute C-17: 22-Foot

Platform Size: 16-Foot

Cargo Parachutes: Three G-11B

Figure 2-24. M1114-Up-Armament Carrier

M1151 Expanded Capacity Armament Carrier



Reference: FM 4-20.117/MCRP 4-11.3M/TO 13C7-1-111

Weight: Load shown	11,340 pounds
Height	93 inches
Width.....	108 inches
Overall Length with EFTC	215 inches
Overall Length with EPJS.....	233 inches
Overhang: Front	0 inches
Rear (EFTC).....	18 inches
Rear (EPJS).....	30 inches
Center of Balance (from front edge of platform).....	96 inches

Accompanying Load: An accompanying load of 1,300 to 2,000 pounds must be rigged in the truck.

Aircraft: C-130 and C-17

Extraction System: EFTC

Extraction Parachute C-130: 22-Foot


Extraction Parachute C-17: 22-Foot

Platform Size: 16-Foot

Cargo Parachutes: Three G-11B

Figure 2-25. M1151 Expanded Capacity Armament Carrier

Two M998 Trucks



Reference: FM 4-20.117/MCRP 4-11.3M/TO 13C7-1-111


Weight: Load shown.....	21,200 pounds
Height	96 inches
Width	108 inches
Overall Length with EFTC	402 inches
Overall Length with EPJS	420 inches
Overhang: Front	0 inches
Rear (EFTC).....	18 inches
Rear (EPJS).....	30 inches
Center of Balance (from front edge of platform)	207 inches

Accompanying Load: An accompanying load of 800 to 2,000 pounds must be rigged in each truck and 20 boxes of 20-millimeter ammunition rigged on the platform.

- Aircraft: C-130 and C-17
- Extraction System: EFTC
- Extraction Parachute C-130: 28-Foot
- Extraction Parachute C-17: 28-Foot
- Platform Size: 32-Foot
- Cargo Parachutes: Five G-11C

Figure 2-26. Two M998 Trucks

Ground Mobility Vehicle



Reference: FM 4-20.117/MCRP 4-11.3M/TO 13C7-1-111

Weight: Load shown	12,420 pounds
Height	94 inches
Width.....	108 inches
Overall Length with EFTC	210 inches
Overall Length with EPJS.....	228 inches
Overhang: Front	0 inches
Rear (EFTC)	18 inches
Rear (EPJS).....	30 inches
Center of Balance (from front edge of platform).....	96 inches

Accompanying Load: The accompanying load weighs 2,140 pounds.

Aircraft: C-130 and C-17

Extraction System: EFTC

Extraction Parachute C-130: 22-Foot

Extraction Parachute C-17: 22-Foot

Platform Size: 16-Foot

Cargo Parachutes: Three G-11B

Figure 2-27. Ground Mobility Vehicle

M102 Howitzer Rigged with 17 Boxes of Ammunition



Reference: FM 4-20.119/TO 13C7-10-31

Weight: Load shown.....	8,060 pounds
Height	90 1/2 inches
Width	108 108 inches
Overall Length with EFTC.....	210 inches
Overall Length with EPJS	228 inches
Overhang: Front	0 inches
Rear (EFTC).....	18 inches
Rear (EPJS).....	30 inches
Center of Balance (from front edge of platform)	98 inches

Accompanying Load: An accompanying load weighing 2,040 pounds rigged on platform.

Aircraft: C-130 and C-17

Extraction System: EFTC

Extraction Parachute C-130: 22-Foot

Extraction Parachute C-17: 22-Foot

Platform Size: 16-Foot

Cargo Parachutes: Two G-11B

Figure 2-28. M102 Howitzer Rigged with 17 Boxes of Ammunition

M102 Howitzer Rigged with 23 Boxes of Ammunition



Reference: FM 4-20.119/TO 13C7-10-31

Weight: Load shown	8,800 pounds
Height	90 1/2 inches
Width.....	108 inches
Overall Length with EFTC	210 inches
Overall Length with EPJS.....	228 inches
Overhang: Front	0 inches
Rear (EFTC)	18 inches
Rear (EPJS).....	30 inches
Center of Balance (from front edge of platform).....	98 inches

Accompanying Load: None

Aircraft: C-130 and C-17

Extraction System: EFTC

Extraction Parachute C-130: 22-Foot


Extraction Parachute C-17: 22-Foot

Platform Size: 16-Foot

Cargo Parachutes: Two G-11B

Figure 2-29. M102 Howitzer Rigged with 23 Boxes of Ammunition

M102 Howitzer with 1 1/4-Ton Truck



Reference: FM 4-20.119/TO 13C7-10-31


Weight: Load shown.....	17,770 pounds
Height	83 inches
Width	108 inches
Overall Length with EFTC.....	402 inches
Overall Length with EPJS	420 inches
Overhang: Front	0 inches
Rear (EFTC).....	18 inches
Rear (EPJS).....	30 inches
Center of Balance (from front edge of platform)	196 inches

Accompanying Load: Accompanying load weighing 800 to 2,200 pounds must be rigged in truck and 22 boxes of 105-mm ammunition rigged on a platform.

- Aircraft: C-130 and C-17
- Extraction System: EFTC
- Extraction Parachute C-130: 28-Foot
- Extraction Parachute C-17: 28-Foot
- Platform Size: 32-Foot
- Cargo Parachutes: Four G-11B

Figure 2-30. M102 Howitzer with 1 1/4-Ton Truck

M119 Howitzer Rigged with 30 Boxes of Ammunition



Reference: FM 4-20.119/TO 13C7-10-31

Weight: Load shown	10,000 pounds
Height	83 inches
Width.....	108 inches
Overall Length with EFTC	210 inches
Overall Length with EPJS.....	228 inches
Overhang: Front	0 inches
Rear (EFTC).....	18 inches
Rear (EPJS).....	30 inches
Center of Balance (from front edge of platform).....	100 inches

Accompanying Load: Accompanying load weighing 3,713 pounds is rigged on platform.

Aircraft: C-130 and C-17

Extraction System: EFTC

Extraction Parachute C-130: 22-Foot


Extraction Parachute C-17: 22-Foot

Platform Size: 16-Foot

Cargo Parachutes: Two G-11B

Figure 2-31. M119 Howitzer Rigged with 30 Boxes of Ammunition

M119 Howitzer Rigged with 81-Millimeter Mortar



Reference: FM 4-20.119/TO 13C7-10-31

Weight: Load shown.....	11,200 pounds
Height	86 inches
Width	108 inches
Overall Length with EFTC.....	210 inches
Overall Length with EPJS	228 inches
Overhang: Front	0 inches
Rear (EFTC).....	18 inches
Rear (EPJS).....	30 inches
Center of Balance (from front edge of platform)	105 inches

Accompanying Load: Accompanying load weighing 3,713 pounds rigged on platform.

Aircraft: C-130 and C-17

Extraction System: EFTC

Extraction Parachute C-130: 22-Foot

Extraction Parachute C-17: 22-Foot

Platform Size: 16-Foot

Cargo Parachutes: Three G-11B

Figure 2-32. M119 Howitzer Rigged with 81-Millimeter Mortar

M119 Howitzer Rigged with 1 1/4-Ton Truck



Reference: FM 4-20.119/TO 13C7-10-31

Weight: Load shown	20,339 pounds
Height	91 inches
Width.....	108 inches
Overall Length with EFTC	402 inches
Overall Length with EPJS.....	420 inches
Overhang: Front	0 inches
Rear (EFTC).....	18 inches
Rear (EPJS).....	30 inches
Center of Balance (from front edge of platform).....	201 inches

Accompanying Load: Accompanying load weighing 3,360 pounds is rigged on the platform with additional load of 800 to 2,000 pounds rigged in truck.

Aircraft: C-130 and C-17

Extraction System: EFTC

Extraction Parachute C-130: 28-Foot


Extraction Parachute C-17: 28-Foot

Platform Size: 32-Foot

Cargo Parachutes: Four G-11B

Figure 2-33. M119 Howitzer Rigged with 1 1/4-Ton Truck

Two M119 Howitzers



Reference: FM 4-20.119/TO 13C7-10-31

Weight: Load shown.....	22,660 pounds
Height	98 inches
Width	108 inches
Overall Length with EFTC.....	275 inches
Overall Length with EPJS	293 inches
Overhang: Front	17 inches
Rear (EFTC).....	18 inches
Rear (EPJS).....	30 inches
Center of Balance (from front edge of platform)	110 inches

Accompanying Load: 82 boxes of ammunition rigged on platform.

Aircraft: C-130 and C-17

Extraction System: EFTC

Extraction Parachute C-130: 28-Foot

Extraction Parachute C-17: 28-Foot

Platform Size: 20-Foot

Cargo Parachutes: Five G-11C

Figure 2-34. Two M119 Howitzers

Two M119 Howitzers with Light Ammunition



Reference: FM 4-20.119/TO 13C7-10-31

Weight: Load shown	19,320 pounds
Height	99 1/2 inches
Width.....	108 inches
Overall Length with EFTC	274 inches
Overall Length with EPJS.....	292 inches
Overhang: Front	17 inches
Rear (EFTC)	18 inches
Rear (EPJS).....	30 inches
Center of Balance (from front edge of platform).....	112 inches

Accompanying Load: 63 boxes of ammunition rigged on platform.

Aircraft: C-130 and C-17

Extraction System: EFTC

Extraction Parachute C-130: 28-Foot


Extraction Parachute C-17: 28-Foot

Platform Size: 20-Foot

Cargo Parachutes: Four G-11B

Figure 2-35. Two M119 Howitzers with Light Ammunition

Two M119 Howitzers Rigged with Two 81-mm Mortars



Reference: FM 4-20.119/TO 13C7-10-31

Weight: Load shown.....	21,940 pounds
Height	98 inches
Width	108 inches
Overall Length with EFTC.....	274 inches
Overall Length with EPJS	292 inches
Overhang: Front	17 inches
Rear (EFTC).....	18 inches
Rear (EPJS).....	30 inches
Center of Balance (from front edge of platform)	110 inches

Accompanying Load: 68 boxes of ammunition rigged on platform and two 81-mm mortars.

Aircraft: C-130 and C-17

Extraction System: EFTC

Extraction Parachute C-130: 28-Foot


Extraction Parachute C-17: 28-Foot

Platform Size: 20-Foot

Cargo Parachutes: Five G-11C

Figure 2-36. Two M119 Howitzers Rigged with Two 81-mm Mortars

M101A1 Howitzer



Reference: FM 4-20.119/TO 13C7-10-31

Weight: Load shown	9,500 pounds
Height	79 inches
Width.....	108 inches
Overall Length with EFTC	210 inches
Overall Length with EPJS.....	228 inches
Overhang: Front	0 inches
Rear (EFTC).....	18 inches
Rear (EPJS).....	30 inches
Center of Balance (from front edge of platform).....	96 inches

Accompanying Load: Accompanying load rigged on platform must weigh at least 2,000 pounds but no more than 2,400 pounds.

Aircraft: C-130 and C-17

Extraction System: EFTC

Extraction Parachute C-130: 22-Foot


Extraction Parachute C-17: 22-Foot

Platform Size: 16-Foot

Cargo Parachutes: Two G-11B

Figure 2-37. M101A1 Howitzer

Type 1 D-5B Tractor Dozer



Reference: FM 4-20.121/TO 13C7-6-21

Weight: Load shown.....	36,140 pounds
Height	98 inches
Width	108 inches
Overall Length with EFTC.....	306 inches
Overall Length with EPJS	324 inches
Overhang: Front	0 inches
Rear (EFTC).....	18 inches
Rear (EPJS).....	30 inches
Center of Balance (from front edge of platform)	152 inches

Accompanying Load: None

Aircraft: C-130 and C-17

Extraction System: EFTC

Extraction Parachute C-130: Two 28-Foot


Extraction Parachute C-17: Two 28-Foot

Platform Size: 24-Foot

Cargo Parachutes: Eight G-11C

Figure 2-38. Type 1 D-5B Tractor Dozer

John Deere 450G Lt Full-Track Bulldozer



Reference: FM 4-20.121/TO 13C7-6-21

Weight: Load shown	20,960 pounds
Height	94 inches
Width.....	108 inches
Overall Length with EFTC	215 inches
Overall Length with EPJS.....	233 inches
Overhang: Front	0 inches
Rear (EFTC)	18 inches
Rear (EPJS).....	30 inches
Center of Balance (from front edge of platform).....	84 inches

Accompanying Load: None

Aircraft: C-130 and C-17

Extraction System: EFTC

Extraction Parachute C-130: 28-Foot


Extraction Parachute C-17: 28-Foot

Platform Size: 16-Foot

Cargo Parachutes: Four G-11B

Figure 2-39. John Deere 450G Lt Full-Track Bulldozer

Deployable Universal Combat Earthmover (DEUCE)



Reference: FM 4-20.121/TO 13C7-6-21

Weight: Load shown.....	40,340 pounds
Height	101 1/2 inches
Width	110 inches
Overall Length with EFTC.....	310 inches
Overall Length with EPJS	328 inches
Overhang: Front	0 inches
Rear (Parachute Stowage Platform).....	22 inches
Rear (EPJS).....	30 inches
Center of Balance (from front edge of platform)	122 inches

Accompanying Load: None

Aircraft: C-130 and C-17

Extraction System: EFTC

Extraction Parachute C-130: Two 28-Foot


Extraction Parachute C-17: Two 28-Foot

Platform Size: 24-Foot

Cargo Parachutes: Eight G-11C

Figure 2-40. Deployable Universal Combat Earthmover (DEUCE)

Three 250-Gallon Water Drums on an 8-Foot Platform




Reference: FM 10-522/TO 13C7-2-1001

Weight: Load shown	8,300 pounds
Height	77 inches
Width.....	108 inches
Overall Length with EFTC	114 inches
Overall Length with EPJS.....	132 inches
Overhang: Front	0 inches
Rear (EFTC)	18 inches
Rear (EPJS).....	30 inches
Center of Balance (from front edge of platform).....	50 inches

Accompanying Load: None
 Aircraft: C-130 and C-17
 Extraction System: EFTC
 Extraction Parachute C-130: 22-Foot
 Extraction Parachute C-17: 22-Foot
 Platform Size: 8-Foot
 Cargo Parachutes: Two G-11B

Figure 2-41. Three 250-Gallon Water Drums on an 8-Foot Platform

Three 250-Gallon Water Drums on a 12-Foot Platform




Reference: FM 10-522/TO 13C7-2-1001

Weight: Load shown.....	8,760 pounds
Height	60 inches
Width	108 inches
Overall Length with EFTC.....	162 inches
Overall Length with EPJS	143 inches
Overhang: Front	0 inches
Rear (EFTC).....	18 inches
Rear (EPJS).....	30 inches
Center of Balance (from front edge of platform)	73 inches

Accompanying Load: None
 Aircraft: C-130 and C-17
 Extraction System: EFTC
 Extraction Parachute C-130: 22-Foot
 Extraction Parachute C-17: 228-Foot
 Platform Size: 12-Foot
 Cargo Parachutes: Two G-11B

Figure 2-42. Three 250-Gallon Water Drums on a 12-Foot Platform

Mobile Microwave Landing System (MMLS) in an M998 and a 3/4-Ton Trailer




Reference: FM 10-500-23/TO 13C7-14-461

Weight: Load shown	13,289 pounds
Height	99 inches
Width.....	108 inches
Overall Length with EFTC	333 inches
Overall Length with EPJS.....	333 inches
Overhang: Front	0 inches
Rear (Cargo Parachutes)	45 inches
Center of Balance (from front edge of platform).....	140 inches

Accompanying Load: None
 Aircraft: C-130 and C-17
 Extraction System: EFTC
 Extraction Parachute C-130: 22-Foot
 Extraction Parachute C-17: 22-Foot
 Platform Size: 24-Foot
 Cargo Parachutes: Three G-11B

Figure 2-43. Mobile Microwave Landing System (MMLS) in an M998 and a 3/4-Ton Trailer

Standard Integration Command Post System (SICPS) with the CHS-2




Reference: FM 10-500-23/TO 13C7-14-461

Weight: Load shown.....	12,100 pounds
Height	94 inches
Width	108 inches
Overall Length with EFTC.....	258 inches
Overall Length with EPJS	276 inches
Overhang: Front	0 inches
Rear (EFTC).....	18 inches
Rear (EPJS).....	30 inches
Center of Balance (from front edge of platform)	110 inches

Accompanying Load: None
 Aircraft: C-130 and C-17
 Extraction System: EFTC
 Extraction Parachute C-130: 22-Foot
 Extraction Parachute C-17: 22-Foot
 Platform Size: 20-Foot
 Cargo Parachutes: Three G-11B

Figure 2-44. Standard Integration Command Post System (SICPS) with the CHS-2

Command Assault Vehicle (CAV)



Reference: FM 10-500-23/TO 13C7-14-461

Weight: Load shown	11,680 pounds
Height	100 inches
Width.....	108 inches
Overall Length with EFTC	258 inches
Overall Length with EPJS.....	276 inches
Overhang: Front	0 inches
Rear (EFTC).....	18 inches
Rear (EPJS).....	30 inches
Center of Balance (from front edge of platform).....	110 inches

Accompanying Load: None

Aircraft: C-130 and C-17

Extraction System: EFTC

Extraction Parachute C-130: 22-Foot


Extraction Parachute C-17: 22-Foot

Platform Size: 20-Foot

Cargo Parachutes: Three G-11B

Figure 2-45. Command Assault Vehicle (CAV)

M998 Cargo/Troop Carrier (Two Seater) with GRC/206 Air Force Pallet



Reference: FM 10-500-23/TO 13C7-14-461

Weight: Load shown.....	9,480 pounds
Height	85 inches
Width	108 inches
Overall Length with EFTC.....	210 inches
Overall Length with EPJS	228 inches
Overhang: Front	0 inches
Rear (EFTC).....	18 inches
Rear (EPJS).....	30 inches
Center of Balance (from front edge of platform)	101 inches

Accompanying Load: None

Aircraft: C-130 and C-17

Extraction System: EFTC

Extraction Parachute C-130: 22-Foot


Extraction Parachute C-17: 22-Foot

Platform Size: 16-Foot

Cargo Parachutes: Two G-11B

Figure 2-46. M998 Cargo/Troop Carrier (Two Seater) with GRC/206 Air Force Pallet

M998 Cargo/Troop Carrier (Four Seater) with GRC/206 Air Force Pallet



Reference: FM 10-500-23/TO 13C7-14-461

Weight: Load shown	8,810 pounds
Height	86 inches
Width.....	108 inches
Overall Length with EFTC	210 inches
Overall Length with EPJS.....	228 inches
Overhang: Front	0 inches
Rear (EFTC).....	18 inches
Rear (EPJS).....	30 inches
Center of Balance (from front edge of platform).....	98 inches

Accompanying Load: None

Aircraft: C-130 and C-17

Extraction System: EFTC

Extraction Parachute C-130: 22-Foot


Extraction Parachute C-17: 22-Foot

Platform Size: 16-Foot

Cargo Parachutes: Two G-11B

Figure 2-47. M998 Cargo/Troop Carrier (Four Seater) with GRC/206 Air Force Pallet

S-318/G Shelter with AN/GRC-122 Communication Equipment




Reference: FM 10-524/TO 13C7-14-471

Weight: Load shown.....	3,630 pounds
Height	95 1/2 inches
Width	108 inches
Overall Length with EFTC.....	114 inches
Overall Length with EPJS	132 inches
Overhang: Front	0 inches
Rear (EFTC).....	18 inches
Rear (EPJS).....	30 inches
Center of Balance (from front edge of platform)	49 inches

Accompanying Load: None
 Aircraft: C-130 and C-17
 Extraction System: EFTC
 Extraction Parachute C-130: 15-Foot
 Extraction Parachute C-17: 15-Foot
 Platform Size: 8-Foot
 Cargo Parachute: One G-11B

Figure 2-48. S-318/G Shelter with AN/GRC-122 Communication Equipment

S-502 Shelter with AN/GRC-142 Communications Equipment




Reference: FM 10-524/TO 13C7-14-471

Weight: Load shown	3,450 pounds
Height	95 1/2 inches
Width.....	108 inches
Overall Length with EFTC	114 inches
Overall Length with EPJS.....	132 inches
Overhang: Front	0 inches
Rear (EFTC)	18 inches
Rear (EPJS).....	30 inches
Center of Balance (from front edge of platform).....	48 inches

Accompanying Load: None
 Aircraft: C-130 and C-17
 Extraction System: EFTC
 Extraction Parachute C-130: 15-Foot
 Extraction Parachute C-17: 15-Foot
 Platform Size: 8-Foot
 Cargo Parachute: One G-11B

Figure 2-49. S-502 Shelter with AN/GRC-142 Communications Equipment

PU-619M Power Unit




Reference: FM 10-524/TO 13C7-14-471

Weight: Load shown.....	6,680 pounds
Height	76 inches
Width	108 inches
Overall Length with EFTC.....	174 1/2 inches
Overall Length with EPJS	174 1/2 inches
Overhang: Front	0 inches
Rear (Lunette).....	30 1/2 inches
Center of Balance (from front edge of platform)	74 1/2 inches

Accompanying Load: None
 Aircraft: C-130 and C-17
 Extraction System: EFTC
 Extraction Parachute C-130: 15-Foot
 Extraction Parachute C-17: 15-Foot
 Platform Size: 12-Foot
 Cargo Parachutes: Two G-11B

Figure 2-50. PU-619M Power Unit

PU-620 Power Unit



Reference: FM 10-524/TO 13C7-14-471

Weight: Load shown	4,750 pounds
Height	81 inches
Width.....	108 inches
Overall Length with EFTC	162 inches
Overall Length with EPJS.....	180 inches
Overhang: Front	0 inches
Rear (EFTC)	18 inches
Rear (EPJS).....	30 inches
Center of Balance (from front edge of platform).....	82 1/2 inches

Accompanying Load: None

Aircraft: C-130 and C-17

Extraction System: EFTC

Extraction Parachute C-130: 15-Foot


Extraction Parachute C-17: 15-Foot

Platform Size: 12-Foot

Cargo Parachute: One G-11B

Figure 2-51. PU-620 Power Unit

M198 155-mm Howitzer




Reference: FM 4-20.127/TO 13C7-10-191

Weight: Load shown.....	21,030 pounds
Height	96 inches
Width	108 inches
Overall Length with EFTC.....	306 inches
Overall Length with EPJS	324 inches
Overhang: Front	0 inches
Rear (EFTC).....	18 inches
Rear (EPJS).....	30 inches
Center of Balance (from front edge of platform)	126 inches

Accompanying Load: None
 Aircraft: C-130 and C-17
 Extraction System: EFTC
 Extraction Parachute C-130: 28-Foot
 Extraction Parachute C-17: 28-Foot
 Platform Size: 24-Foot
 Cargo Parachutes: Five G-11C

Figure 2-52. M198 155-mm Howitzer

M198 155-mm Howitzer with Accompanying Ammunition



Reference: FM 4-20.127/TO 13C7-10-191

Weight: Load shown	23,400 pounds
Height	94 inches
Width.....	109 1/2 inches
Overall Length with EFTC	306 inches
Overall Length with EPJS.....	324 inches
Overhang: Front	0 inches
Rear (EFTC)	18 inches
Rear (EPJS).....	30 inches
Center of Balance (from front edge of platform).....	128 inches

Accompanying Load: Accompanying load weighing 1,509 pounds is rigged on the platform.

Aircraft: C-130 and C-17

Extraction System: EFTC

Extraction Parachute C-130: 28-Foot


Extraction Parachute C-17: 28-Foot

Platform Size: 24-Foot

Cargo Parachutes: Five G-11C

Figure 2-53. M198 155-mm Howitzer with Accompanying Ammunition

M198 155-mm Howitzer with MACS



Reference: FM 4-20.127/TO 13C7-10-191

Weight: Load shown.....	23,700 pounds
Height	92 inches
Width	108 inches
Overall Length with EFTC	288 inches
Overall Length with EPJS	306 inches
Overhang: Front	0 inches
Rear (EFTC).....	18 inches
Rear (EPJS).....	30 inches
Center of Balance (from front edge of platform)	124 inches

Accompanying Load: None
 Aircraft: C-130 and C-17
 Extraction System: EFTC
 Extraction Parachute C-130: 28-Foot
 Extraction Parachute C-17: 28-Foot
 Platform Size: 24-Foot
 Cargo Parachutes: Five G-11C

Figure 2-54. M198 155-mm Howitzer with MACS

Type 1 Towed Roller



Reference: FM 10-528/TO 13C7-26-71

Weight: Load shown	6,550 pounds
Height	80 inches
Width.....	108 inches
Overall Length with EFTC	121 inches
Overall Length with EPJS.....	126 inches
Overhang: Front	0 inches
Rear (Parachute Stowage Platform)	25 inches
Rear (EPJS).....	30 inches
Center of Balance (from front edge of platform).....	48 inches

Accompanying Load: None

Aircraft: C-130 and C-17

Extraction System: EFTC

Extraction Parachute C-130: 15-Foot


Extraction Parachute C-17: 15-Foot

Platform Size: 8-Foot

Cargo Parachutes: Two G-11B

Figure 2-55. Type 1 Towed Roller

M435 Towed Roller



Reference: FM 10-528/TO 13C7-26-71

Weight: Load shown.....	15,440 pounds
Height	97 inches
Width	108 inches
Overall Length with EFTC.....	260 inches
Overall Length with EPJS	270 inches
Overhang: Front	0 inches
Rear (Lunette).....	20 inches
Rear (EPJS).....	30 inches
Center of Balance (from front edge of platform)	118 inches

Accompanying Load: None

Aircraft: C-130 and C-17

Extraction System: EFTC

Extraction Parachute C-130: 22-Foot


Extraction Parachute C-17: 22-Foot

Platform Size: 20-Foot

Cargo Parachutes: Four G-11B

Figure 2-56. M435 Towed Roller

13-Wheeled Towed Roller



Reference: FM 10-528/TO 13C7-26-71

Weight: Load shown	5,750 pounds
Height	80 inches
Width.....	108 inches
Overall Length with EFTC	162 inches
Overall Length with EPJS.....	180 inches
Overhang: Front	0 inches
Rear (EFTC).....	18 inches
Rear (EPJS).....	30 inches
Center of Balance (from front edge of platform).....	76 inches

Accompanying Load: None

Aircraft: C-130 and C-17

Extraction System: EFTC

Extraction Parachute C-130: 15-Foot


Extraction Parachute C-17: 15-Foot

Platform Size: 12-Foot

Cargo Parachute: One G-11B

Figure 2-57. 13-Wheeled Towed Roller

11-Wheeled Towed Roller




Reference: FM 10-528/TO 13C7-26-71

Weight: Load shown.....	5,140 pounds
Height	80 inches
Width	108 inches
Overall Length with EFTC.....	162 inches
Overall Length with EPJS	180 inches
Overhang: Front	0 inches
Rear (EFTC).....	18 inches
Rear (EPJS).....	30 inches
Center of Balance (from front edge of platform)	76 inches

Accompanying Load: None
 Aircraft: C-130 and C-17
 Extraction System: EFTC
 Extraction Parachute C-130: 15-Foot
 Extraction Parachute C-17: 15-Foot
 Platform Size: 12-Foot
 Cargo Parachute: One G-11B

Figure 2-58. 11-Wheeled Towed Roller

MDG 96 Sheepsfoot Roller



Reference: FM 10-528/TO 13C7-26-71

Weight: Load shown	9,760 pounds
Height	82 inches
Width.....	108 inches
Overall Length with EFTC	168 inches
Overall Length with EPJS.....	174 inches
Overhang: Front	0 inches
Rear (Parachute Stowage Platform)	24 inches
Rear (EPJS).....	30 inches
Center of Balance (from front edge of platform).....	71 inches

Accompanying Load: None

Aircraft: C-130 and C-17

Extraction System: EFTC

Extraction Parachute C-130: 22-Foot


Extraction Parachute C-17: 22-Foot

Platform Size: 12-Foot

Cargo Parachutes: Two G-11B

Figure 2-59. MDG 96 Sheepsfoot Roller

Thirteen Wheel (Model PT-13) Towed Roller



Reference: FM 10-528/TO 13C7-26-71

Weight: Load shown.....	6,582 pounds
Height	75 inches
Width	108 inches
Overall Length with EFTC.....	162 inches
Overall Length with EPJS	180 inches
Overhang: Front	0 inches
Rear (EFTC).....	18 inches
Rear (EPJS).....	30 inches
Center of Balance (from front edge of platform)	68 inches

Accompanying Load: None
 Aircraft: C-130 and C-17
 Extraction System: EFTC
 Extraction Parachute C-130: 15-Foot
 Extraction Parachute C-17: 15-Foot
 Platform Size: 12-Foot
 Cargo Parachutes: Two G-11B

Figure 2-60. Thirteen Wheel (Model PT-13) Towed Roller

Vibratory Compactor (Model CS-433C)




Reference: FM 10-528/TO 13C7-26-71

Weight: Load shown	18,890 pounds
Height	99 inches
Width.....	108 inches
Overall Length with EFTC	262 inches
Overall Length with EPJS.....	270 inches
Overhang: Front	0 inches
Rear (Parachute Stowage Platform)	22 inches
Rear (EPJS).....	30 inches
Center of Balance (from front edge of platform).....	74 1/2 inches

Accompanying Load: None
 Aircraft: C-130 and C-17
 Extraction System: EFTC
 Extraction Parachute C-130: 28-Foot
 Extraction Parachute C-17: 28-Foot
 Platform Size: 20-Foot
 Cargo Parachutes: Four G-11B

Figure 2-61. Vibratory Compactor (Model CS-433C)

Vibratory Compactor (Model CS-433P)




Reference: FM 10-528/TO 13C7-26-71

Weight: Load shown.....	19,147 pounds
Height	99 inches
Width	108 inches
Overall Length with EFTC.....	262 inches
Overall Length with EPJS	270 inches
Overhang: Front	0 inches
Rear (EFTC).....	22 inches
Rear (EPJS).....	30 inches
Center of Balance (from front edge of platform)	108 inches

Accompanying Load: None
 Aircraft: C-130 and C-17
 Extraction System: EFTC
 Extraction Parachute C-130: 28-Foot
 Extraction Parachute C-17: 28-Foot
 Platform Size: 20-Foot
 Cargo Parachutes: Four G-11B

Figure 2-62. Vibratory Compactor (Model CS-433P)

M416 Trailer with Eight Tube-Launched, Optically Tracked, Wire-Guided (TOW) Missiles




Reference: FM 10-500-29/TO 13C7-10-171

Weight: Load shown	3,480 pounds
Height	87 inches
Width.....	108 inches
Overall Length with EFTC	121 inches
Overall Length with EPJS.....	126 inches
Overhang: Front	0 inches
Rear (Lunette).....	25 inches
Rear (EPJS).....	30 inches
Center of Balance (from front edge of platform).....	51 inches

- Accompanying Load: None
- Aircraft: C-130 and C-17
- Extraction System: EFTC
- Extraction Parachute C-130: 15-Foot
- Extraction Parachute C-17: 15-Foot
- Platform Size: 8-Foot
- Cargo Parachute: One G-11B

Figure 2-63. M416 Trailer with Eight Tube-Launched, Optically Tracked, Wire-Guided (TOW) Missiles

TOW Missiles Rigged in A-22 Cargo Bags




Reference: FM 10-500-29/TO 13C7-10-171

Weight: Load shown.....	6,600 pounds
Height	75 inches
Width	108 inches
Overall Length with EFTC.....	162 inches
Overall Length with EPJS	180 inches
Overhang: Front	0 inches
Rear (EFTC).....	18 inches
Rear (EPJS).....	30 inches
Center of Balance (from front edge of platform)	77 inches

Accompanying Load: None
 Aircraft: C-130 and C-17
 Extraction System: EFTC
 Extraction Parachute C-130: 15-Foot
 Extraction Parachute C-17: 15-Foot
 Platform Size: 12-Foot
 Cargo Parachutes: Two G-11B

Figure 2-64. TOW Missiles Rigged in A-22 Cargo Bags

TOW Missiles Rigged on a 12-Foot Platform




Reference: FM 10-500-29/TO 13C7-10-171

Weight: Load shown	6,650 pounds
Height	75 inches
Width.....	108 inches
Overall Length with EFTC	162 inches
Overall Length with EPJS.....	180 inches
Overhang: Front	0 inches
Rear (EFTC)	18 inches
Rear (EPJS).....	30 inches
Center of Balance (from front edge of platform).....	118 inches

Accompanying Load: None
 Aircraft: C-130 and C-17
 Extraction System: EFTC
 Extraction Parachute C-130: 15-Foot
 Extraction Parachute C-17: 15-Foot
 Platform Size: 12-Foot
 Cargo Parachutes: Two G-11B

Figure 2-65. TOW Missiles Rigged on a 12-Foot Platform

M966 TOW Carrier




Reference: FM 10-500-29/TO 13C7-10-171

Weight: Load shown.....	8,810 pounds
Height	91 inches
Width	108 inches
Overall Length with EFTC.....	210 inches
Overall Length with EPJS	228 inches
Overhang: Front	0 inches
Rear (EFTC).....	18 inches
Rear (EPJS).....	30 inches
Center of Balance (from front edge of platform)	102 inches

Accompanying Load: None
 Aircraft: C-130 and C-17
 Extraction System: EFTC
 Extraction Parachute C-130: 22-Foot
 Extraction Parachute C-17: 22-Foot
 Platform Size: 16-Foot
 Cargo Parachutes: Two G-11B

Figure 2-66. M966 TOW Carrier

M4K 4,000 Pound Capacity Forklift



Reference: FM 4-20.131/TO 13C7-54-1

Weight: Load shown	12,370 pounds
Height	86 inches
Width.....	108 inches
Overall Length with EFTC	216 inches
Overall Length with EPJS.....	232 inches
Overhang: Front.....	0 inches
Rear (Parachute Stowage Platform)	24 inches
Rear (EPJS).....	30 inches
Center of Balance (from front edge of platform).....	82 inches

Accompanying Load: None

Aircraft: C-130 and C-17

Extraction System: EFTC

Extraction Parachute C-130: 22-Foot

Extraction Parachute C-17: 22-Foot

Platform Size: 16-Foot

Cargo Parachutes: Three G-11B

Figure 2-67. M4K 4,000 Pound Capacity Forklift

M270 4,000 Pound Capacity Forklift



Reference: FM 4-20.131/TO 13C7-54-1

Weight: Load shown.....	15,400 pounds
Height	98 1/2 inches
Width	108 inches
Overall Length with EFTC.....	225 inches
Overall Length with EPJS	243 inches
Overhang: Front (Forks)	15 inches
Rear (EFTC).....	18 inches
Rear (EPJS).....	30 inches
Center of Balance (from front edge of platform)	83 inches

Accompanying Load: None
 Aircraft: C-130 and C-17
 Extraction System: EFTC
 Extraction Parachute C-130: 22-Foot
 Extraction Parachute C-17: 22-Foot
 Platform Size: 16-Foot
 Cargo Parachutes: Three G-11B

Figure 2-68. M270 4,000 Pound Capacity Forklift

M271 4,000 Pound Capacity Forklift



Reference: FM 4-20.131/TO 13C7-54-1

Weight: Load shown	17,380 pounds
Height	98 1/2 inches
Width.....	108 inches
Overall Length with EFTC	226 inches
Overall Length with EPJS.....	244 inches
Overhang: Front (Forks).....	15 inches
Rear (EFTC).....	18 inches
Rear (EPJS).....	30 inches
Center of Balance (from front edge of platform).....	82 inches

Accompanying Load: None

Aircraft: C-130 and C-17

Extraction System: EFTC

Extraction Parachute C-130: 22-Foot or 28-Foot

Extraction Parachute C-17: 22-Foot or 28-Foot

Platform Size: 16-Foot

Cargo Parachutes: Four G-11B

Figure 2-69. M271 4,000 Pound Capacity Forklift

6,000 Pound Capacity Forklift




Reference: FM 4-20.131/TO 13C7-54-1

Weight: Load shown.....	28,660 pounds
Height	100 3/4 inches
Width	108 inches
Overall Length with EFTC.....	333 inches
Overall Length with EPJS	351 inches
Overhang: Front (Forks)	27 inches
Rear (EFTC).....	18 inches
Rear (EPJS).....	30 inches
Center of Balance (from front edge of platform)	141 inches

Accompanying Load: None
 Aircraft: C-130 and C-17
 Extraction System: EFTC
 Extraction Parachute C-130: 28-Foot
 Extraction Parachute C-17: 28-Foot
 Platform Size: 24-Foot
 Cargo Parachutes: Six G-11C

Figure 2-70. 6,000 Pound Capacity Forklift

1 1/2-Ton Trailer



Reference: FM 10-532/TO 13C7-3-361

Weight: Load shown	7,360 pounds
Height	81 inches
Width.....	108 inches
Overall Length with EFTC	166 inches
Overall Length with EPJS.....	174 inches
Overhang: Front	0 inches
Rear (Parachute).....	22 inches
Rear (EPJS).....	30 inches
Center of Balance (from front edge of platform).....	72 inches

Accompanying Load: An accompanying load must not weigh more than 3,000 pounds.

Aircraft: C-130 and C-17

Extraction System: EFTC

Extraction Parachute C-130: 15-Foot or 22-Foot


Extraction Parachute C-17: 15-Foot or 22-Foot

Platform Size: 12-Foot

Cargo Parachutes: Two G-11B

Figure 2-71. 1 1/2-Ton Trailer

M149A1 400-Gallon Water Trailer



Reference: FM 10-532/TO 13C7-3-361

Weight: Load shown.....	7,200 pounds
Height	86 inches
Width	108 inches
Overall Length with EFTC.....	162 inches
Overall Length with EPJS	180 inches
Overhang: Front	0 inches
Rear (EFTC).....	18 inches
Rear (EPJS).....	30 inches
Center of Balance (from front edge of platform)	63 inches

Accompanying Load: None

Aircraft: C-130 and C-17

Extraction System: EFTC

Extraction Parachute C-130: 15-Foot or 22-Foot


Extraction Parachute C-17: 15-Foot or 22-Foot

Platform Size: 12-Foot

Cargo Parachutes: Two G-11B

Figure 2-72. M149A1 400-Gallon Water Trailer

M167A1 Gun



Reference: FM 10-534/TO 13C7-10-161

Weight: Load shown	7,250 pounds
Height	89 inches
Width.....	108 inches
Overall Length with EFTC	176 inches
Overall Length with EPJS.....	176 inches
Overhang: Front	0 inches
Rear (Parachute Stowage Platform)	32 inches
Center of Balance (from front edge of platform).....	108 inches

Accompanying Load: Stow 15 boxes of 20-mm ammunition on the platform.

Aircraft: C-130 and C-17

Extraction System: EFTC

Extraction Parachute C-130: 15-Foot

Extraction Parachute C-17: 15-Foot

Platform Size: 12-Foot

Cargo Parachutes: Two G-11B

Figure 2-73. M167A1 Gun

M167A2 Gun with 1 1/4-Ton Truck



Reference: FM 10-534/TO 13C7-10-161

Weight: Load shown.....	23,100 pounds
Height	95 inches
Width	108 inches
Overall Length with EFTC.....	402 inches
Overall Length with EPJS	420 inches
Overhang: Front	0 inches
Rear (EFTC).....	18 inches
Rear (EPJS).....	30 inches
Center of Balance (from front edge of platform)	189 inches

Accompanying Load: Stow 55 boxes of 20-mm ammunition on platform and 800 to 2,000 pounds in the truck.

Aircraft: C-130 and C-17

Extraction System: EFTC

Extraction Parachute C-130: 28-Foot


Extraction Parachute C-17: 28-Foot

Platform Size: 32-Foot

Cargo Parachutes: Five G-11C

Figure 2-74. M167A2 Gun with 1 1/4-Ton Truck

Forward Area Refueling Equipment (FARE) with Two 500-Gallon Fuel Drums



Reference: FM 4-20.137/TO 13C7-1-19

Weight: Load shown	9,107 pounds
Height	70 inches
Width.....	108 inches
Overall Length with EFTC	162 inches
Overall Length with EPJS.....	180 inches
Overhang: Front	0 inches
Rear (EFTC).....	18 inches
Rear (EPJS).....	30 inches
Center of Balance (from front edge of platform).....	72 inches

Accompanying Load: None

Aircraft: C-130 and C-17

Extraction System: EFTC

Extraction Parachute C-130: 22-Foot


Extraction Parachute C-17: 22-Foot

Platform Size: 12-Foot

Cargo Parachutes: Two G-11B

Figure 2-75. Forward Area Refueling Equipment (FARE) with Two 500-Gallon Fuel Drums

FARE Rigged in an M101A1 3/4-Ton Trailer




Reference: FM 4-20.137/TO 13C7-1-19

Weight: Load shown.....	4,050 pounds
Height	83 inches
Width	108 inches
Overall Length with EFTC.....	162 inches
Overall Length with EPJS	180 inches
Overhang: Front	0 inches
Rear (EFTC).....	18 inches
Rear (EPJS).....	30 inches
Center of Balance (from front edge of platform)	72 1/2 inches

Accompanying Load: None
 Aircraft: C-130 and C-17
 Extraction System: EFTC
 Extraction Parachute C-130: 15-Foot
 Extraction Parachute C-17: 15-Foot
 Platform Size: 12-Foot
 Cargo Parachute: One G-11B

Figure 2-76. FARE Rigged in an M101A1 3/4-Ton Trailer

FARE with Seven 500-Gallon Fuel Drums



Reference: FM 4-20.137/TO 13C7-1-19

Weight: Load shown	28,000 pounds
Height	95 inches
Width.....	108 inches
Overall Length with EFTC	402 inches
Overall Length with EPJS.....	420 inches
Overhang: Front	0 inches
Rear (EFTC).....	18 inches
Rear (EPJS).....	30 inches
Center of Balance (from front edge of platform).....	202 inches

Accompanying Load: None

Aircraft: C-130 and C-17

Extraction System: EFTC

Extraction Parachute C-130: 28-Foot

Extraction Parachute C-17: 28-Foot

Platform Size: 32-Foot

Cargo Parachutes: Six G-11C

Figure 2-77. FARE with Seven 500-Gallon Fuel Drums

350-GPM Wheel-Mounted Pumping Assembly with Filter/Separator




Reference: FM 4-20.137/TO 13C7-1-19

Weight: Load shown.....	7,880 pounds
Height	77 inches
Width	108 inches
Overall Length with EFTC.....	214 1/2 inches
Overall Length with EPJS	232 1/2 inches
Overhang: Front (Lunette on Front of Pump)	4 1/2 inches
Rear (EFTC).....	18 inches
Rear (EPJS).....	30 inches
Center of Balance (from front edge of platform)	100 inches

Accompanying Load: None
 Aircraft: C-130 and C-17
 Extraction System: EFTC
 Extraction Parachute C-130: 15-Foot or 22-Foot
 Extraction Parachute C-17: 15-Foot or 22-Foot
 Platform Size: 16-Foot
 Cargo Parachutes: Two G-11B

Figure 2-78. 350-GPM Wheel-Mounted Pumping Assembly with Filter/Separator

Three 500-Gallon Drums with Pump and Separator



Reference: FM 4-20.137/TO 13C7-1-19

Weight: Load shown	19,689 pounds
Height	89 inches
Width.....	108 inches
Overall Length with EFTC	315 inches
Overall Length with EPJS.....	333 inches
Overhang: Front (Tongue of Pump)	9 inches
Rear (EFTC)	18 inches
Rear (EPJS).....	30 inches
Center of Balance (from front edge of platform).....	144 inches

Accompanying Load: None

Aircraft: C-130 and C-17

Extraction System: EFTC

Extraction Parachute C-130: 28-Foot


Extraction Parachute C-17: 28-Foot

Platform Size: 24-Foot

Cargo Parachutes: Four G-11B

Figure 2-79. Three 500-Gallon Drums with Pump and Separator

Four 500-Gallon Drums with Pump and Separator




Reference: FM 4-20.137/TO 13C7-1-19

Weight: Load shown.....	24,408 pounds
Height	89 inches
Width	108 inches
Overall Length with EFTC	363 inches
Overall Length with EPJS	371 inches
Overhang: Front (Tongue of Pump).....	9 inches
Rear (EFTC).....	18 inches
Rear (EPJS).....	30 inches
Center of Balance (from front edge of platform)	172 inches

Accompanying Load: None
 Aircraft: C-130 and C-17
 Extraction System: EFTC
 Extraction Parachute C-130: 28-Foot
 Extraction Parachute C-17: 28-Foot
 Platform Size: 28-Foot
 Cargo Parachutes: Five G-11C

Figure 2-80. Four 500-Gallon Drums with Pump and Separator

Five 500-Gallon Drums with Pump and Separator



Reference: FM 4-20.137/TO 13C7-1-19

Weight: Load shown	28,855 pounds
Height	75 inches
Width	108 inches
Overall Length with EFTC	411 inches
Overall Length with EPJS	429 inches
Overhang: Front (Tongue of Pump)	9 inches
Rear (EFTC)	18 inches
Rear (EPJS)	30 inches
Center of Balance (from front edge of platform)	198 inches

Accompanying Load: None

Aircraft: C-130 and C-17

Extraction System: EFTC

Extraction Parachute C-130: 28-Foot


Extraction Parachute C-17: 28-Foot

Platform Size: 32-Foot

Cargo Parachutes: Six G-11C

Figure 2-81. Five 500-Gallon Drums with Pump and Separator

Six 500-Gallon Drums with Pump and Separator




Reference: FM 4-20.137/TO 13C7-1-19

Weight: Load shown.....	32,730 pounds
Height	97 inches
Width	108 inches
Overall Length with EFTC.....	411 inches
Overall Length with EPJS	429 inches
Overhang: Front (Tongue of Pump).....	9 inches
Rear (EFTC).....	18 inches
Rear (EPJS).....	30 inches
Center of Balance (from front edge of platform)	201 inches

Accompanying Load: None
 Aircraft: C-130 and C-17
 Extraction System: EFTC
 Extraction Parachute C-130: Two 28-Foot
 Extraction Parachute C-17: Two 28-Foot
 Platform Size: 32-Foot
 Cargo Parachutes: Seven G-11C

Figure 2-82. Six 500-Gallon Drums with Pump and Separator

AAFARS with Three 500-Gallon Fuel Drums



Reference: FM 4-20.137/TO 13C7-1-19

Weight: Load shown	18,501 pounds
Height	88 inches
Width.....	108 inches
Overall Length with EFTC	258 inches
Overall Length with EPJS.....	276 inches
Overhang: Front (Tongue of Pump)	0 inches
Rear (EFTC)	18 inches
Rear (EPJS).....	30 inches
Center of Balance (from front edge of platform).....	121 inches

Accompanying Load: None

Aircraft: C-130 and C-17

Extraction System: EFTC

Extraction Parachute C-130: 22-Foot


Extraction Parachute C-17: 22-Foot

Platform Size: 20-Foot

Cargo Parachutes: Four G-11B

Figure 2-83. AAFARS with Three 500-Gallon Fuel Drums

AAFARS with Four 500-Gallon Fuel Drums




Reference: FM 4-20.137/TO 13C7-1-19

Weight: Load shown.....	22,630 pounds
Height	88 inches
Width	108 inches
Overall Length with EFTC.....	258 inches
Overall Length with EPJS	276 inches
Overhang: Front (Tongue of Pump).....	0 inches
Rear (EFTC).....	18 inches
Rear (EPJS).....	30 inches
Center of Balance (from front edge of platform)	121 inches

Accompanying Load: None
 Aircraft: C-130 and C-17
 Extraction System: EFTC
 Extraction Parachute C-130: 28-Foot
 Extraction Parachute C-17: 28-Foot
 Platform Size: 20-Foot
 Cargo Parachutes: Five G-11C

Figure 2-84. AAFARS with Four 500-Gallon Fuel Drums

AAFARS with Five 500-Gallon Fuel Drums




Reference: FM 4-20.137/TO 13C7-1-19

Weight: Load shown	27,292 pounds
Height	96 inches
Width.....	108 inches
Overall Length with EFTC	306 inches
Overall Length with EPJS.....	324 inches
Overhang: Front (Tongue of Pump)	0 inches
Rear (EFTC)	18 inches
Rear (EPJS).....	30 inches
Center of Balance (from front edge of platform).....	146 inches

Accompanying Load: None
 Aircraft: C-130 and C-17
 Extraction System: EFTC
 Extraction Parachute C-130: 28-Foot
 Extraction Parachute C-17: 28-Foot
 Platform Size: 24-Foot
 Cargo Parachutes: Six G-11C

Figure 2-85. AAFARS with Five 500-Gallon Fuel Drums

AAFARS with Six 500-Gallon Fuel Drums




Reference: FM 4-20.137/TO 13C7-1-19

Weight: Load shown.....	32,480 pounds
Height	94 inches
Width	108 inches
Overall Length with EFTC.....	402 inches
Overall Length with EPJS	420 inches
Overhang: Front (Tongue of Pump).....	0 inches
Rear (EFTC).....	18 inches
Rear (EPJS).....	30 inches
Center of Balance (from front edge of platform)	195 inches

Accompanying Load: None
 Aircraft: C-130 and C-17
 Extraction System: EFTC
 Extraction Parachute C-130: Two 28-Foot
 Extraction Parachute C-17: Two 28-Foot
 Platform Size: 32-Foot
 Cargo Parachutes: Seven G-11C

Figure 2-86. AAFARS with Six 500-Gallon Fuel Drums

AAFARS with Seven 500-Gallon Fuel Drums




Reference: FM 4-20.137/TO 13C7-1-19

Weight: Load shown	36,480 pounds
Height	96 inches
Width.....	108 inches
Overall Length with EFTC	402 inches
Overall Length with EPJS.....	420 inches
Overhang: Front (Tongue of Pump)	0 inches
Rear (EFTC)	18 inches
Rear (EPJS).....	30 inches
Center of Balance (from front edge of platform).....	191 inches

Accompanying Load: None
 Aircraft: C-130 and C-17
 Extraction System: EFTC
 Extraction Parachute C-130: Two 28-Foot
 Extraction Parachute C-17: Two 28-Foot
 Platform Size: 32-Foot
 Cargo Parachutes: Seven G-11C

Figure 2-87. AAFARS with Seven 500-Gallon Fuel Drums

Small Emplacement Excavator (SEE)




Reference: FM 10-539/TO 13C7-1-17

Weight: Load shown.....	21,624 pounds
Height	99 3/4 inches
Width	108 inches
Overall Length with EFTC.....	364 inches
Overall Length with EPJS	372 inches
Overhang: Front (Front of Vehicle)	6 inches
Rear (Rear of Vehicle)	22 inches
Rear (EPJS).....	30 inches
Center of Balance (from front edge of platform)	165 inches

Accompanying Load: None
 Aircraft: C-130 and C-17
 Extraction System: EFTC
 Extraction Parachute C-130: 28-Foot
 Extraction Parachute C-17: 28-Foot
 Platform Size: 28-Foot
 Cargo Parachutes: Five G-11C

Figure 2-88. Small Emplacement Excavator (SEE)

JD410 Tractor




Reference: FM 10-539/TO 13C7-1-17

Weight: Load shown	19,690 pounds
Height	95 inches
Width.....	108 inches
Overall Length with EFTC	376 inches
Overall Length with EPJS.....	376 inches
Overhang: Front (Front of Vehicle).....	6 inches
Rear (Rear of Vehicle).....	34 inches
Center of Balance (from front edge of platform).....	149 inches

Accompanying Load: None
 Aircraft: C-130 and C-17
 Extraction System: EFTC
 Extraction Parachute C-130: 28-Foot
 Extraction Parachute C-17: 28-Foot
 Platform Size: 28-Foot
 Cargo Parachutes: Two G-11B

Figure 2-89. JD410 Tractor

Fifteen-Ton Tilt Bed Trailer



Reference: FM 10-540/TO 13C7-3-381

Weight: Load shown.....	12,350 pounds
Height	90 inches
Width	108 inches
Overall Length with EFTC.....	306 inches
Overall Length with EPJS	324 inches
Overhang: Front	0 inches
Rear (EFTC).....	18 inches
Rear (EPJS).....	30 inches
Center of Balance (from front edge of platform)	146 inches

Accompanying Load: None
 Aircraft: C-130 and C-17
 Extraction System: EFTC
 Extraction Parachute C-130: 22-Foot
 Extraction Parachute C-17: 22-Foot
 Platform Size: 24-Foot
 Cargo Parachutes: Three G-11B

Figure 2-90. Fifteen-Ton Tilt Bed Trailer

Five-Bay, Single-Story, Medium Girder (Fixed) Bridge



Reference: FM 10-541/TO 13C7-11-21

Weight: Load shown	22,480 pounds
Height	97 inches
Width.....	108 inches
Overall Length with EFTC	402 inches
Overall Length with EPJS.....	420 inches
Overhang: Front	0 inches
Rear (EFTC)	18 inches
Rear (EPJS).....	30 inches
Center of Balance (from front edge of platform).....	186 inches

Accompanying Load: None

Aircraft: C-130 and C-17

Extraction System: EFTC

Extraction Parachute C-130: 28-Foot


Extraction Parachute C-17: 28-Foot

Platform Size: 32-Foot

Cargo Parachutes: Five G-11C

Figure 2-91. Five-Bay, Single-Story, Medium Girder (Fixed) Bridge

Two-Bay Components for the Seven-Bay, Single-Story, Medium Girder (Fixed) Bridge




Reference: FM 10-541/TO 13C7-11-21

Weight: Load shown.....	6,310 pounds
Height	67 1/2 inches
Width	108 inches
Overall Length with EFTC.....	210 inches
Overall Length with EPJS	228 inches
Overhang: Front	0 inches
Rear (EFTC).....	18 inches
Rear (EPJS).....	30 inches
Center of Balance (from front edge of platform)	101 inches

Accompanying Load: None
 Aircraft: C-130 and C-17
 Extraction System: EFTC
 Extraction Parachute C-130: 15-Foot
 Extraction Parachute C-17: 15-Foot
 Platform Size: 16-Foot
 Cargo Parachutes: Two G-11B

Figure 2-92. Two-Bay Components for the Seven-Bay, Single-Story, Medium Girder (Fixed) Bridge

Mobile Over Snow Transport (MOST)




Reference: FM 10-542/NAVSEA SS400-AD-MMO-010/TO 13C7-51-21

Weight: Load shown	4,460 pounds
Height	66 inches
Width.....	108 inches
Overall Length with EFTC	220 inches
Overall Length with EPJS.....	238 inches
Overhang: Front (Mobile).....	10 inches
Rear (EFTC)	18 inches
Rear (EPJS).....	30 inches
Center of Balance (from front edge of platform).....	100 inches

Accompanying Load: None
 Aircraft: C-130 and C-17
 Extraction System: EFTC
 Extraction Parachute C-130: 15-Foot
 Extraction Parachute C-17: 15-Foot
 Platform Size: 16-Foot
 Cargo Parachute: One G-11B

Figure 2-93. Mobile Over Snow Transport (MOST)

M1025 or M1026 Armament Carrier with Technical Defense Alert Radar System (TDARS)



Reference: FM 10-543/TO 13C7-2-1011

Weight: Load shown.....	9,650 pounds
Height	91 inches
Width	108 inches
Overall Length with EFTC.....	210 inches
Overall Length with EPJS	228 inches
Overhang: Front	0 inches
Rear (EFTC).....	18 inches
Rear (EPJS).....	30 inches
Center of Balance (from front edge of platform)	93 inches

Accompanying Load: TDARS plus one box of 105-mm ammunition rigged in back of truck weighs 845 pounds.

Aircraft: C-130 and C-17

Extraction System: EFTC

Extraction Parachute C-130: 22-Foot


Extraction Parachute C-17: 22-Foot

Platform Size: 16-Foot

Cargo Parachutes: Two G-11B

Figure 2-94. M1025 or M1026 Armament Carrier with Technical Defense Alert Radar System (TDARS)

120-mm Mortar and 1 1/4-Ton Truck



Reference: FM 10-500-45/TO 13C7-10-201

Weight: Load shown	14,140 pounds
Height	87 inches
Width.....	108 inches
Overall Length with EFTC	365 inches
Overall Length with EPJS.....	383 inches
Overhang: Front (Front of Truck)	11 inches
Rear (EFTC)	18 inches
Rear (EPJS).....	30 inches
Center of Balance (from front edge of platform).....	164 inches

Accompanying Load: An accompanying load weighing 2,700 pounds is rigged on the platform and equipment weighing up to 1,800 pounds is rigged in the truck.

Aircraft: C-130 and C-17

Extraction System: EFTC

Extraction Parachute C-130: 22-Foot


Extraction Parachute C-17: 22-Foot

Platform Size: 28-Foot

Cargo Parachutes: Three G-11B

Figure 2-95. 120-mm Mortar and 1 1/4-Ton Truck

1 1/4-Ton Truck with 120-mm Mortar



Reference: FM 10-500-45/TO 13C7-10-201

Weight: Load shown.....	9,950 pounds
Height	86 inches
Width	108 inches
Overall Length with EFTC.....	210 inches
Overall Length with EPJS	228 inches
Overhang: Front	0 inches
Rear (EFTC).....	18 inches
Rear (EPJS).....	30 inches
Center of Balance (from front edge of platform)	95 inches

Accompanying Load: An accompanying load of 120-mm mortar ammunition rigged in back of truck may not exceed 2,000 pounds.

- Aircraft: C-130 and C-17
- Extraction System: EFTC
- Extraction Parachute C-130: 22-Foot
- Extraction Parachute C-17: 22-Foot
- Platform Size: 16-Foot
- Cargo Parachutes: Two G-11B

Figure 2-96. 1 1/4-Ton Truck with 120-mm Mortar

Koehring 7 1/2-Ton Crane




Reference: FM 10-548/TO 13C7-24-21

Weight: Load shown	30,368 pounds
Height	100 inches
Width.....	108 inches
Overall Length with EFTC	347 inches
Overall Length with EPJS.....	347 inches
Overhang: Front (Front of Crane).....	22 inches
Rear (Boom)	37 inches
Center of Balance (from front edge of platform).....	123 inches

Accompanying Load: None
 Aircraft: C-130 and C-17
 Extraction System: EFTC
 Extraction Parachute C-130: Two 28-Foot
 Extraction Parachute C-17: Two 28-Foot
 Platform Size: 24-Foot
 Cargo Parachutes: Seven G-11C

Figure 2-97. Koehring 7 1/2-Ton Crane

M998 1 1/4-Ton Truck with Six Stinger Weapon Systems



Reference: FM 10-550/TO 13C7-22-71

Weight: Load shown.....	8,830 pounds
Height	92 inches
Width	108 inches
Overall Length with EFTC.....	210 inches
Overall Length with EPJS	228 inches
Overhang: Front	0 inches
Rear (EFTC).....	18 inches
Rear (EPJS).....	30 inches
Center of Balance (from front edge of platform)	95 inches

Accompanying Load: Accompanying load rigged in truck weighs 1,180 pounds.

Aircraft: C-130 and C-17

Extraction System: EFTC

Extraction Parachute C-130: 22-Foot

Extraction Parachute C-17: 22-Foot

Platform Size: 16-Foot

Cargo Parachutes: Two G-11B

Figure 2-98. M998 1 1/4-Ton Truck with Six Stinger Weapon Systems

Avenger Air Defense Weapons System with Environmental Control Unit (ECU) and M1097A2 Truck




Reference: FM 10-550/TO 13C7-22-71

Weight: Load shown	14,182 pounds
Height	95 inches
Width.....	108 inches
Overall Length with EFTC	356 inches
Overall Length with EPJS.....	374 inches
Overhang: Front (Brushguard).....	2 inches
Rear (EFTC).....	18 inches
Rear (EPJS).....	30 inches
Center of Balance (from front edge of platform).....	167 inches

Accompanying Load: None
 Aircraft: C-130 and C-17
 Extraction System: EFTC
 Extraction Parachute C-130: 22-Foot
 Extraction Parachute C-17: 22-Foot
 Platform Size: 28-Foot
 Cargo Parachutes: Three G-11B

Figure 2-99. Avenger Air Defense Weapons System with Environmental Control Unit (ECU) and M1097A2 Truck

Thirty-Six Dragon or Dragon II Missiles in One-Round Containers




Reference: FM 10-552/TO 13C7-22-61

Weight: Load shown.....	3,960 pounds
Height	83 inches
Width	108 inches
Overall Length with EFTC.....	114 inches
Overall Length with EPJS	132 inches
Overhang: Front	0 inches
Rear (EFTC).....	18 inches
Rear (EPJS).....	30 inches
Center of Balance (from front edge of platform)	50 inches

Accompanying Load: None
 Aircraft: C-130 and C-17
 Extraction System: EFTC
 Extraction Parachute C-130: 15-Foot
 Extraction Parachute C-17: 15-Foot
 Platform Size: 8-Foot
 Cargo Parachute: One G-11B

Figure 2-100. Thirty-Six Dragon or Dragon II Missiles in One-Round Containers

Four Dragon or Dragon II Missiles in 15-Round Containers



Reference: FM 10-552/TO 13C7-22-61

Weight: Load shown	4,400 pounds
Height	83 inches
Width.....	108 inches
Overall Length with EFTC	115 inches
Overall Length with EPJS.....	133 inches
Overhang: Front (Container)	1 inches
Rear (EFTC)	18 inches
Rear (EPJS).....	30 inches
Center of Balance (from front edge of platform).....	51 inches

Accompanying Load: None

Aircraft: C-130 and C-17

Extraction System: EFTC

Extraction Parachute C-130: 15-Foot


Extraction Parachute C-17: 15-Foot

Platform Size: 8-Foot

Cargo Parachute: One G-11B

Figure 2-101. Four Dragon or Dragon II Missiles in 15-Round Containers

Four A-22 Cargo Bags with Dragon or Dragon II Missiles in One-Round Containers




Reference: FM 10-552/TO 13C7-22-61

Weight: Load shown.....	4,040 pounds
Height	83 inches
Width	108 inches
Overall Length with EFTC.....	115 inches
Overall Length with EPJS	133 inches
Overhang: Front (Container).....	1 inches
Rear (EFTC).....	18 inches
Rear (EPJS).....	30 inches
Center of Balance (from front edge of platform)	50 inches

Accompanying Load: None
 Aircraft: C-130 and C-17
 Extraction System: EFTC
 Extraction Parachute C-130: 15-Foot
 Extraction Parachute C-17: 15-Foot
 Platform Size: 8-Foot
 Cargo Parachute: One G-11B

Figure 2-102. Four A-22 Cargo Bags with Dragon or Dragon II Missiles in One-Round Containers

Four Dragon or Dragon II Missiles in 15-Round Containers Rigged in Four A-22 Cargo Slings




Reference: FM 10-552/TO 13C7-22-61

Weight: Load shown	4,440 pounds
Height	83 inches
Width.....	108 inches
Overall Length with EFTC	114 inches
Overall Length with EPJS.....	420 inches
Overhang: Front	0 inches
Rear (EFTC).....	18 inches
Rear (EPJS).....	30 inches
Center of Balance (from front edge of platform).....	51 inches

Accompanying Load: None
 Aircraft: C-130 and C-17
 Extraction System: EFTC
 Extraction Parachute C-130: 15-Foot
 Extraction Parachute C-17: 15-Foot
 Platform Size: 8-Foot
 Cargo Parachute: One G-11B

Figure 2-103. Four Dragon or Dragon II Missiles in 15-Round Containers Rigged in Four A-22 Cargo Slings

Thirty-Six Javelin Rounds as a Mass Supply Load




Reference: FM 10-552/TO 13C7-22-61

Weight: Load shown.....	5,976 pounds
Height	86 inches
Width	108 inches
Overall Length with EFTC.....	162 inches
Overall Length with EPJS	180 inches
Overhang: Front	0 inches
Rear (EFTC).....	18 inches
Rear (EPJS).....	30 inches
Center of Balance (from front edge of platform)	76 inches

Accompanying Load: None
 Aircraft: C-130 and C-17
 Extraction System: EFTC
 Extraction Parachute C-130: 15-Foot
 Extraction Parachute C-17: 15-Foot
 Platform Size: 12-Foot
 Cargo Parachutes: Two G-11B

Figure 2-104. Thirty-Six Javelin Rounds as a Mass Supply Load

1 1/2-Ton Ammunition Trailer



Reference: FM 10-555/TO 13C7-3-401


Weight: Load shown	8,200 pounds
Height	81 inches
Width.....	108 inches
Overall Length with EFTC	176 inches
Overall Length with EPJS.....	176 inches
Overhang: Front	0 inches
Rear (Lunette).....	32 inches
Center of Balance (from front edge of platform).....	71 inches

Accompanying Load: Accompanying load in trailer may weigh a maximum of 3,000 pounds. Total weight of accompanying load in trailer and on platform must not exceed 5,090 pounds.

- Aircraft: C-130 and C-17
- Extraction System: EFTC
- Extraction Parachute C-130: 22-Foot
- Extraction Parachute C-17: 22-Foot
- Platform Size: 12-Foot
- Cargo Parachutes: Two G-11B

Figure 2-105. 1 1/2-Ton Ammunition Trailer

Mine Clearing Line Charge (MICLIC) on 2 1/2-ton Trailer



Reference: FM 10-555/TO 13C7-3-401

Weight: Load shown.....	8,400 pounds
Height	94 1/2 inches
Width	108 inches
Overall Length with EFTC.....	178 inches
Overall Length with EPJS	178 inches
Overhang: Front	0 inches
Rear (Lunette).....	34 inches
Center of Balance (from front edge of platform)	77 inches

Accompanying Load: Rocket projectile weighing 270 pounds is rigged on platform.

Aircraft: C-130 and C-17

Extraction System: EFTC

Extraction Parachute C-130: 22-Foot


Extraction Parachute C-17: 22-Foot

Platform Size: 12-Foot

Cargo Parachutes: Two G-11B

Figure 2-106. Mine Clearing Line Charge (MICLIC) on 2 1/2-ton Trailer

600-GPH Reverse Osmosis Water Purification Unit (ROWPU)



Reference: FM 4-20.158/TO 13C7-7-61

Weight: Load shown	21,780 pounds
Height	101 inches
Width.....	108 inches
Overall Length with EFTC	275 inches
Overall Length with EPJS.....	275 inches
Overhang: Front	0 inches
Rear (Drawbar).....	35 inches
Center of Balance (from front edge of platform).....	130 inches

Accompanying Load: None

Aircraft: C-130 and C-17

Extraction System: EFTC

Extraction Parachute C-130: 28-Foot

Extraction Parachute C-17: 28-Foot

Platform Size: 20-Foot

Cargo Parachutes: Five G-11C

Figure 2-107. 600-GPH Reverse Osmosis Water Purification Unit (ROWPU)

Lightweight Water Purifier (LWP)



Reference: FM 4-20.158/TO 13C7-7-61

Weight: Load shown.....	6,140 pounds
Height	92 inches
Width	108 inches
Overall Length with EFTC.....	162 inches
Overall Length with EPJS	180 inches
Overhang: Front	0 inches
Rear (EFTC).....	18 inches
Rear (EPJS).....	30 inches
Center of Balance (from front edge of platform)	70 inches

Accompanying Load: None
 Aircraft: C-130 and C-17
 Extraction System: EFTC
 Extraction Parachute C-130: 15-Foot
 Extraction Parachute C-17: 15-Foot
 Platform Size: 12-Foot
 Cargo Parachutes: Two G-11B

Figure 2-108. Lightweight Water Purifier (LWP)

Whole Blood



Reference: FM 10-562/TO 13C7-34-1

Weight: Load shown	7,680 pounds
Height	80 inches
Width.....	108 inches
Overall Length with EFTC	210 inches
Overall Length with EPJS.....	228 inches
Overhang: Front	0 inches
Rear (EFTC)	18 inches
Rear (EPJS).....	30 inches
Center of Balance (from front edge of platform).....	100 inches

Accompanying Load: None

Aircraft: C-130 and C-17

Extraction System: EFTC

Extraction Parachute C-130: 15-Foot


Extraction Parachute C-17: 15-Foot

Platform Size: 16-Foot

Cargo Parachutes: Two G-11B

Figure 2-109. Whole Blood

Two Drums without Pumping Assembly



Reference: FM 10-564/TO 13C7-37-1

Weight: Load shown.....	7,320 pounds
Height	70 inches
Width	108 inches
Overall Length with EFTC.....	114 inches
Overall Length with EPJS	132 inches
Overhang: Front	0 inches
Rear (EFTC).....	18 inches
Rear (EPJS).....	30 inches
Center of Balance (from front edge of platform)	54 inches

Accompanying Load: None

Aircraft: C-130 and C-17

Extraction System: EFTC

Extraction Parachute C-130: 15-Foot


Extraction Parachute C-17: 15-Foot

Platform Size: 8-Foot

Cargo Parachutes: Two G-11B

Figure 2-110. Two Drums without Pumping Assembly

Three Drums without Pumping Assembly



Reference: FM 10-564/TO 13C7-37-1

Weight: Load shown	10,960 pounds
Height	86 1/2 inches
Width.....	108 inches
Overall Length with EFTC	162 inches
Overall Length with EPJS.....	180 inches
Overhang: Front	0 inches
Rear (EFTC)	18 inches
Rear (EPJS).....	30 inches
Center of Balance (from front edge of platform).....	75 inches

Accompanying Load: None

Aircraft: C-130 and C-17

Extraction System: EFTC

Extraction Parachute C-130: 22-Foot


Extraction Parachute C-17: 22-Foot

Platform Size: 12-Foot

Cargo Parachutes: Three G-11B

Figure 2-111. Three Drums without Pumping Assembly

Three Drums with Pumping Assembly




Reference: FM 10-564/TO 13C7-37-1

Weight: Load shown.....	11,200 pounds
Height	86 1/2 inches
Width	108 inches
Overall Length with EFTC.....	162 inches
Overall Length with EPJS	180 inches
Overhang: Front	0 inches
Rear (EFTC).....	18 inches
Rear (EPJS).....	30 inches
Center of Balance (from front edge of platform)	74 inches

Accompanying Load: None
 Aircraft: C-130 and C-17
 Extraction System: EFTC
 Extraction Parachute C-130: 22-Foot
 Extraction Parachute C-17: 22-Foot
 Platform Size: 12-Foot
 Cargo Parachutes: Three G-11B

Figure 2-112. Three Drums with Pumping Assembly

Four Drums without Pumping Assembly




Reference: FM 10-564/TO 13C7-37-1

Weight: Load shown	14,426 pounds
Height	90 1/2 inches
Width.....	108 inches
Overall Length with EFTC	258 inches
Overall Length with EPJS.....	276 inches
Overhang: Front	0 inches
Rear (EFTC).....	18 inches
Rear (EPJS).....	30 inches
Center of Balance (from front edge of platform).....	125 inches

Accompanying Load: None
 Aircraft: C-130 and C-17
 Extraction System: EFTC
 Extraction Parachute C-130: 22-Foot
 Extraction Parachute C-17: 22-Foot
 Platform Size: 20-Foot
 Cargo Parachutes: Four G-11B

Figure 2-113. Four Drums without Pumping Assembly

Five Drums without Pumping Assembly




Reference: FM 10-564/TO 13C7-37-1

Weight: Load shown.....	18,492 pounds
Height	84 3/4 inches
Width	108 inches
Overall Length with EFTC.....	240 inches
Overall Length with EPJS	258 inches
Overhang: Front	0 inches
Rear (EFTC).....	18 inches
Rear (EPJS).....	30 inches
Center of Balance (from front edge of platform)	126 inches

Accompanying Load: None
 Aircraft: C-130 and C-17
 Extraction System: EFTC
 Extraction Parachute C-130: 28-Foot
 Extraction Parachute C-17: 28-Foot
 Platform Size: 20-Foot
 Cargo Parachutes: Five G-11C

Figure 2-114. Five Drums without Pumping Assembly

Six Drums without Pumping Assembly




Reference: FM 10-564/TO 13C7-37-1

Weight: Load shown	22,158 pounds
Height	85 inches
Width.....	108 inches
Overall Length with EFTC	306 inches
Overall Length with EPJS.....	324inches
Overhang: Front	0 inches
Rear (EFTC)	18 inches
Rear (EPJS).....	30 inches
Center of Balance (from front edge of platform).....	153 inches

Accompanying Load: None
 Aircraft: C-130 and C-17
 Extraction System: EFTC
 Extraction Parachute C-130: 28-Foot
 Extraction Parachute C-17: 28-Foot
 Platform Size: 24-Foot
 Cargo Parachutes: Six G-11C

Figure 2-115. Six Drums without Pumping Assembly

Six Drums with Pumping Assembly




Reference: FM 10-564/TO 13C7-37-1

Weight: Load shown.....	22,548 pounds
Height	92 inches
Width	108 inches
Overall Length with EFTC	306 inches
Overall Length with EPJS	324 inches
Overhang: Front	0 inches
Rear (EFTC).....	18 inches
Rear (EPJS).....	30 inches
Center of Balance (from front edge of platform)	150 inches

Accompanying Load: None
 Aircraft: C-130 and C-17
 Extraction System: EFTC
 Extraction Parachute C-130: 28-Foot
 Extraction Parachute C-17: 28-Foot
 Platform Size: 24-Foot
 Cargo Parachutes: Six G-11C

Figure 2-116. Six Drums with Pumping Assembly

Seven Drums without Pumping Assembly




Reference: FM 10-564/TO 13C7-37-1

Weight: Load shown	24,781 pounds
Height	90 inches
Width.....	108 inches
Overall Length with EFTC	354 inches
Overall Length with EPJS.....	372 inches
Overhang: Front	0 inches
Rear (EFTC)	18 inches
Rear (EPJS).....	30 inches
Center of Balance (from front edge of platform).....	176 inches

Accompanying Load: None
 Aircraft: C-130 and C-17
 Extraction System: EFTC
 Extraction Parachute C-130: 28-Foot
 Extraction Parachute C-17: 28-Foot
 Platform Size: 28-Foot
 Cargo Parachutes: Seven G-11C

Figure 2-117. Seven Drums without Pumping Assembly

Seven Drums with Pumping Assembly



Reference: FM 10-564/TO 13C7-37-1

Weight: Load shown.....	25,081 pounds
Height	90 inches
Width	108 inches
Overall Length with EFTC.....	354 inches
Overall Length with EPJS	372 inches
Overhang: Front	0 inches
Rear (EFTC).....	18 inches
Rear (EPJS).....	30 inches
Center of Balance (from front edge of platform)	176 inches

Accompanying Load: None
 Aircraft: C-130 and C-17
 Extraction System: EFTC
 Extraction Parachute C-130: 28-Foot
 Extraction Parachute C-17: 28-Foot
 Platform Size: 28-Foot
 Cargo Parachutes: Seven G-11C

Figure 2-118. Seven Drums with Pumping Assembly

M996 2-Litter Armored Ambulance




Reference: FM 4-20.166/TO 13C7-25-71

Weight: Load shown	11,680 pounds
Height	100 inches
Width.....	108 inches
Overall Length with EFTC	258 inches
Overall Length with EPJS.....	276 inches
Overhang: Front	0 inches
Rear (EFTC).....	18 inches
Rear (EPJS).....	30 inches
Center of Balance (from front edge of platform).....	110 inches

Accompanying Load: None
 Aircraft: C-130 and C-17
 Extraction System: EFTC
 Extraction Parachute C-130: 22-Foot
 Extraction Parachute C-17: 22-Foot
 Platform Size: 20-Foot
 Cargo Parachutes: Three G-11B

Figure 2-119. M996 2-Litter Armored Ambulance

M997 4-Litter Ambulance



Reference: FM 4-20.166/TO 13C7-25-71

Weight: Load shown.....	11,480 pounds
Height	115 inches
Width	108 inches
Overall Length with EFTC.....	261 inches
Overall Length with EPJS	279 inches
Overhang: Front (Brush Guard).....	3 inches
Rear (EFTC).....	18 inches
Rear (EPJS).....	30 inches
Center of Balance (from front edge of platform)	107 inches

Accompanying Load: None
 Aircraft: C-17 only
 Extraction System: EFTC
 Extraction Parachute C-130: 22-Foot
 Extraction Parachute C-17: 22-Foot
 Platform Size: 20-Foot
 Cargo Parachutes: Three G-11B

Figure 2-120. M997 4-Litter Ambulance

IC45 Crawler Carrier



Reference: FM 4-20.167/TO 13C7-16-171

Weight: Load shown	17,480 pounds
Height	98 1/2 inches
Width.....	108 inches
Overall Length with EFTC	210 inches
Overall Length with EPJS.....	228 inches
Overhang: Front	0 inches
Rear (EFTC).....	18 inches
Rear (EPJS).....	30 inches
Center of Balance (from front edge of platform).....	88 inches

Accompanying Load: None

Aircraft: C-130 and C-17

Extraction System: EFTC

Extraction Parachute C-130: 28-Foot


Extraction Parachute C-17: 28-Foot

Platform Size: 16-Foot

Cargo Parachutes: Four G-11B

Figure 2-121. IC45 Crawler Carrier

M973A 1 1/2-Ton Cargo Carrier Small Unit Support Vehicle (SUSV)



Reference: FM 4-20.167/TO 13C7-16-171

Weight: Load shown.....	16,800 pounds
Height	97 inches
Width	108 inches
Overall Length with EFTC.....	353 inches
Overall Length with EPJS	371 inches
Overhang: Front	0 inches
Rear (EFTC).....	18 inches
Rear (EPJS).....	30 inches
Center of Balance (from front edge of platform)	155 inches

Accompanying Load: None

Aircraft: C-130 and C-17

Extraction System: EFTC

Extraction Parachute C-130: 22-Foot or 28-Foot

Extraction Parachute C-17: 22-Foot or 28-Foot

Platform Size: 28-Foot

Cargo Parachutes: Four G-11B

Figure 2-122. M973A 1 1/2-Ton Cargo Carrier Small Unit Support Vehicle (SUSV)

Ingersol-Rand Model 250-CFM Trailer-Mounted Air Compressor



Reference: FM 10-569/TO 13C7-15-61

Weight: Load shown	10,100 pounds
Height	96 inches
Width.....	108 inches
Overall Length with EFTC	210 inches
Overall Length with EPJS.....	228 inches
Overhang: Front	0 inches
Rear (EFTC)	18 inches
Rear (EPJS).....	30 inches
Center of Balance (from front edge of platform).....	94 1/2 inches

Accompanying Load: None
 Aircraft: C-130 and C-17
 Extraction System: EFTC
 Extraction Parachute C-130: 22-Foot
 Extraction Parachute C-17: 22-Foot
 Platform Size: 16-Foot
 Cargo Parachutes: Three G-11B

Figure 2-123. Ingersol-Rand Model 250-CFM Trailer-Mounted Air Compressor

M1081 2 1/2-Ton Cargo Truck



Reference: FM 10-500-71/TO 13C7-6-141

Weight: Load shown.....	23,181 pounds
Height	93 inches
Width	108 inches
Overall Length with EFTC.....	315 inches
Overall Length with EPJS	318 inches
Overhang: Front	0 inches
Rear (Cargo Parachutes).....	27 inches
Rear (EPJS).....	30 inches
Center of Balance (from front edge of platform)	135 inches

Accompanying Load: None
 Aircraft: C-130 and C-17
 Extraction System: EFTC
 Extraction Parachute C-130: 28-Foot
 Extraction Parachute C-17: 28-Foot
 Platform Size: 24-Foot
 Cargo Parachutes: Five G-11C

Figure 2-124. M1081 2 1/2-Ton Cargo Truck

M1081 2 1/2-Ton Cargo Truck with Accompanying Load



Reference: FM 10-500-71/TO 13C7-6-141

Weight: Load shown	28,014 pounds
Height	97 inches
Width.....	108 inches
Overall Length with EFTC	315 inches
Overall Length with EPJS.....	318 inches
Overhang: Front	0 inches
Rear (Cargo Parachute)	27 inches
Rear (EPJS).....	30 inches
Center of Balance (from front edge of platform).....	137 inches

Accompanying Load: Accompanying load consists of 42 boxes of 105-mm ammunition rigged in bed of truck.

Aircraft: C-130 and C-17

Extraction System: EFTC

Extraction Parachute C-130: 28-Foot

Extraction Parachute C-17: 28-Foot

Platform Size: 24-Foot

Cargo Parachutes: Six G-11C

Figure 2-125. M1081 2 1/2-Ton Cargo Truck with Accompanying Load

M1093 5-Ton 6x6 Standard Cargo Truck



Reference: FM 10-500-71/TO 13C7-6-141

Weight: Load shown.....	27,318 pounds
Height	100 inches
Width	108 inches
Overall Length with EFTC	354 inches
Overall Length with EPJS	372 inches
Overhang: Front	0 inches
Rear (EFTC).....	18 inches
Rear (EPJS).....	30 inches
Center of Balance (from front edge of platform)	150 inches

Accompanying Load: Basic load rigged in bed of truck.

Aircraft: C-130 and C-17

Extraction System: EFTC

Extraction Parachute C-130: 28-Foot


Extraction Parachute C-17: 28-Foot

Platform Size: 28-Foot

Cargo Parachutes: Six G-11C

Figure 2-126. M1093 5-Ton 6x6 Standard Cargo Truck

M1094, 5-Ton Dump Truck



Reference: FM 10-500-71/TO 13C7-6-141

Weight: Load shown	34,100 pounds
Height	95 inches
Width.....	108 inches
Overall Length with EFTC	354 inches
Overall Length with EPJS.....	372 inches
Overhang: Front	0 inches
Rear (EFTC)	18 inches
Rear (EPJS).....	30 inches
Center of Balance (from front edge of platform).....	144 inches

Accompanying Load: Accompanying load weighing a minimum of 2,000 to 2,200 pounds must be rigged in the truck.

Aircraft: C-130 and C-17

Extraction System: EFTC

Extraction Parachute C-130: Two 28 -Foot


Extraction Parachute C-17: Two 28-Foot

Platform Size: 28-Foot

Cargo Parachutes: Six G-11C

Figure 2-127. M1094, 5-Ton Dump Truck

M-1095, 5-Ton Trailer



Reference: FM 10-500-71/TO 13C7-6-141

Weight: Load shown.....	30,330 pounds
Height	99 1/2 inches
Width	108 inches
Overall Length with EFTC.....	306 inches
Overall Length with EPJS	326 inches
Overhang: Front	0 inches
Rear (EFTC).....	18 inches
Rear (EPJS).....	30 inches
Center of Balance (from front edge of platform)	145 inches

Accompanying Load: Accompanying load consists of sixteen green bag canisters, eight white bag canisters, five fuse ammo boxes, four M483 HE round racks, and one M1101A1 WP round rack.

Aircraft: C-130 and C-17

Extraction System: EFTC

Extraction Parachute C-130: Two 28-Foot


Extraction Parachute C-17: Two 28-Foot

Platform Size: 28-Foot

Cargo Parachutes: Six G-11C

Figure 2-128. M-1095, 5-Ton Trailer

130G Motor Grader



Reference: FM 10-573/TO 13C7-27-141

Weight: Load shown	36,220 pounds
Height	98 inches
Width.....	108 inches
Overall Length with EFTC	374 inches
Overall Length with EPJS.....	380 inches
Overhang: Front (Front of Grader)	14 inches
Rear (Parachute Stowage Platform)	24 inches
Rear (EPJS).....	30 inches
Center of Balance (from front edge of platform).....	18 inches

Accompanying Load: None

Aircraft: C-130 and C-17

Extraction System: EFTC

Extraction Parachute C-130: Two 28-Foot


Extraction Parachute C-17: Two 28-Foot

Platform Size: 28-Foot

Cargo Parachutes: Eight G-11C

Figure 2-129. 130G Motor Grader

950B Scoop Loader



Reference: FM 4-20.174/TO 13C7-31-31

Weight: Load shown.....	37,200 pounds
Height	100 inches
Width	108 inches
Overall Length with EFTC	336 inches
Overall Length with EPJS	354 inches
Overhang: Front (Front of Bucket).....	27 inches
Rear (Parachute Stowage Platform).....	21 inches
Rear (EPJS).....	30 inches
Center of Balance (from front edge of platform)	135 inches

Accompanying Load: None

Aircraft: C-130 and C-17

Extraction System: EFTC

Extraction Parachute C-130: Two 28-Foot


Extraction Parachute C-17: Two 28-Foot

Platform Size: 24-Foot

Cargo Parachutes: Eight G-11C

Figure 2-130. 950B Scoop Loader

950B Scoop Loader with Five-Foot Forklift Attachment




Reference: FM 4-20.174/TO 13C7-31-31

Weight: Load shown	39,940 pounds
Height	100 inches
Width.....	108 inches
Overall Length with EFTC	363 inches
Overall Length with EPJS.....	381 inches
Overhang: Front (Front of Bucket)	9 inches
Rear (EFTC).....	18 inches
Rear (EPJS).....	30 inches
Center of Balance (from front edge of platform).....	168 inches

Accompanying Load: None
 Aircraft: C-130 and C-17
 Extraction System: EFTC
 Extraction Parachute C-130: Two 28-Foot
 Extraction Parachute C-17: Two 28-Foot
 Platform Size: 28-Foot
 Cargo Parachutes: Eight G-11C

Figure 2-131. 950B Scoop Loader with Five-Foot Forklift Attachment

950B Scoop Loader with Seven-Foot Forklift Attachment



Reference: FM 4-20.174/TO 13C7-31-31

Weight: Load shown.....	39,860 pounds
Height	100 inches
Width	108 inches
Overall Length with EFTC.....	367 inches
Overall Length with EPJS	385 inches
Overhang: Front (Front of Bucket).....	13 inches
Rear (EFTC).....	18 inches
Rear (EPJS).....	30 inches
Center of Balance (from front edge of platform)	166 inches

Accompanying Load: None

Aircraft: C-130 and C-17

Extraction System: EFTC

Extraction Parachute C-130: Two 28-Foot


Extraction Parachute C-17: Two 28-Foot

Platform Size: 28-Foot

Cargo Parachutes: Eight G-11C

Figure 2-132. 950B Scoop Loader with Seven-Foot Forklift Attachment

613WD Water Distributor



Reference: FM 10-575/TO 13C7-17-11

Weight: Load shown	37,350 pounds
Height	100 inches
Width.....	108 inches
Overall Length with EFTC	438 inches
Overall Length with EPJS.....	456 inches
Overhang: Front (Front of Vehicle).....	36 inches
Rear (EFTC)	18 inches
Rear (EPJS).....	30 inches
Center of Balance (from front edge of platform).....	177 inches

Accompanying Load: None

Aircraft: C-130 and C-17

Extraction System: EFTC

Extraction Parachute C-130: Two 28-Foot

Extraction Parachute C-17: Two 28-Foot

Platform Size: 32-Foot

Cargo Parachutes: Eight G-11C

Figure 2-133. 613WD Water Distributor

613S Type I Scraper



Reference: FM 10-576/TO 13C7-27-151

Weight: Load shown.....	37,880 pounds
Height	98 1/2 inches
Width	108 inches
Overall Length with EFTC.....	440 inches
Overall Length with EPJS	458 inches
Overhang: Front (Front of Vehicle).....	36 inches
Rear (Parachute Stowage Platform).....	21 inches
Rear (EPJS).....	30 inches
Center of Balance (from front edge of platform)	181 inches

Accompanying Load: None

Aircraft: C-130 and C-17

Extraction System: EFTC

Extraction Parachute C-130: Two 28-Foot

Extraction Parachute C-17: Two 28-Foot

Platform Size: 32-Foot

Cargo Parachutes: Eight G-11C

Figure 2-134. 613S Type I Scraper

Rapid Runway Repair (RRR) Kit on 24-Foot Platform



Reference: FM 10-579/TO 13C7-50-1

Weight: Load shown	24,360 pounds
Height	90 inches
Width.....	108 inches
Overall Length with EFTC	306 inches
Overall Length with EPJS.....	328 inches
Overhang: Front	0 inches
Rear (EFTC).....	18 inches
Rear (EPJS).....	30 inches
Center of Balance (from front edge of platform).....	136 inches

Accompanying Load: None

Aircraft: C-130 and C-17

Extraction System: EFTC

Extraction Parachute C-130: 28-Foot


Extraction Parachute C-17: 28-Foot

Platform Size: 24-Foot

Cargo Parachutes: Five G-11C

Figure 2-135. Rapid Runway Repair (RRR) Kit on 24-Foot Platform

Rapid Runway Repair (RRR) Kit on 20-Foot Platform



Reference: FM 10-579/TO 13C7-50-1

Weight: Load shown.....	14,080 pounds
Height	67 inches
Width	108 inches
Overall Length with EFTC.....	258 inches
Overall Length with EPJS	276 inches
Overhang: Front	0 inches
Rear (EFTC).....	18 inches
Rear (EPJS).....	30 inches
Center of Balance (from front edge of platform)	124 inches

Accompanying Load: None
 Aircraft: C-130 and C-17
 Extraction System: EFTC
 Extraction Parachute C-130: 22-Foot
 Extraction Parachute C-17: 22-Foot
 Platform Size: 20 -Foot
 Cargo Parachutes: Three G-11B

Figure 2-136. Rapid Runway Repair (RRR) Kit on 20-Foot Platform

Rapid Runway Repair (RRR) Kit-ALPHA



Reference: FM 10-579/TO 13C7-50-1

Weight: Load shown	13,260 pounds
Height	59 1/2 inches
Width.....	108 inches
Overall Length with EFTC	402 inches
Overall Length with EPJS.....	420 inches
Overhang: Front	0 inches
Rear (EFTC)	18 inches
Rear (EPJS).....	30 inches
Center of Balance (from front edge of platform).....	189 inches

Accompanying Load: None

Aircraft: C-130 and C-17

Extraction System: EFTC

Extraction Parachute C-130: 22-Foot


Extraction Parachute C-17: 22-Foot

Platform Size: 32-Foot

Cargo Parachutes: Three G-11B

Figure 2-137. Rapid Runway Repair (RRR) Kit-ALPHA

Trailer-Mounted Engineer Electrical Tool Outfit



Reference: FM 10-591/TO 13C7-8-31

Weight: Load shown.....	4,520 pounds
Height	82 inches
Width	108 inches
Overall Length with EFTC.....	164 inches
Overall Length with EPJS	174 inches
Overhang: Front	0 inches
Rear (Lunette).....	20 inches
Rear (EPJS).....	30 inches
Center of Balance (from front edge of platform)	72 inches

Accompanying Load: None
 Aircraft: C-130 and C-17
 Extraction System: EFTC
 Extraction Parachute C-130: 15-Foot
 Extraction Parachute C-17: 15-Foot
 Platform Size: 12-Foot
 Cargo Parachute: One G-11B

Figure 2-138. Trailer-Mounted Engineer Electrical Tool Outfit

SECTION III – LOW-VELOCITY AIRDROP ON COMBAT EXPENDABLE PLATFORM

Zodiac Mark III Rubber Raiding Craft



Reference: FM 10-542/NAVSEA SS400-AD-MMO-010/TO 13C7-51-21

Weight: Load shown	2,470 pounds
Height	60 inches
Width.....	75 inches
Overall Length	184 inches
Overhang: Front (Rear of Boat).....	17 inches
Rear (Front of Boat).....	23 inches
Center of Balance (from front edge of platform).....	60 inches

Accompanying Load: An accompanying load must weigh between 650 and 1,170 pounds.

Aircraft: C-130 and C-17

Extraction System: Gravity

Extraction Parachute C-130: 15-Foot Drogue

Extraction Parachute C-17: 15-Foot Drogue

Platform Size: 75- by 144-inch

Cargo Parachute: One G-12E

Figure 2-139. Zodiac Mark III Rubber Raiding Craft

Zodiac Mark III Futura Rubber Raiding Craft



Reference: FM 10-542/NAVSEA SS400-AD-MMO-010/TO 13C7-51-21

Weight: Load shown.....	2,440 pounds
Height	67 inches
Width	75 inches
Overall Length.....	185 inches
Overhang: Front (Rear of Boat)	18 inches
Rear (Front of Boat)	23 inches
Center of Balance (from front edge of platform)	60 inches

Accompanying Load: An accompanying load must weigh between 650 and 1,170 pounds.

Aircraft: C-130 and C-17

Extraction System: Gravity

Extraction Parachute C-130: 15-Foot Drogue


Extraction Parachute C-17: 15-Foot Drogue

Platform Size: 75- by 144-inch

Cargo Parachute: One G-12E

Figure 2-140. Zodiac Mark III Futura Rubber Raiding Craft

Z-Bird Rubber Raiding Craft



Reference: FM 10-542/NAVSEA SS400-AD-MMO-010/TO 13C7-51-21

Weight: Load shown	2,470 pounds
Height	60 inches
Width.....	75 inches
Overall Length	185 inches
Overhang: Front (Rear of Boat).....	17 inches
Rear (Front of Boat).....	23 inches
Center of Balance (from front edge of platform).....	60 inches

Accompanying Load: An accompanying load must weigh between 650 and 1,170 pounds.

Aircraft: C-130 and C-17

Extraction System: Gravity

Extraction Parachute C-130: 15-Foot Drogue

Extraction Parachute C-17: 15-Foot Drogue

Platform Size: 75- by 144-inch

Cargo Parachute: One G-12E

Figure 2-141. Z-Bird Rubber Raiding Craft

Zodiac K40 Rubber Raiding Craft



Reference: FM 10-542/NAVSEA SS400-AD-MMO-010/TO 13C7-51-21

Weight: Load shown.....	2,208 pounds
Height	70 inches
Width	82 inches
Overall Length.....	176 inches
Overhang: Front (Rear of Boat)	20 inches
Rear (Front of Boat)	12 inches
Center of Balance (from front edge of platform)	60 inches

Accompanying Load: An accompanying load must weigh between 470 and 870 pounds.

Aircraft: C-130 and C-17

Extraction System: Gravity

Extraction Parachute C-130: 15-Foot Drogue


Extraction Parachute C-17: 15-Foot Drogue

Platform Size: 75- by 144-inch

Cargo Parachute: One G-12E

Figure 2-142. Zodiac K40 Rubber Raiding Craft

Zodiac K50 Rubber Raiding Craft



Reference: FM 10-542/NAVSEA SS400-AD-MMO-010/TO 13C7-51-21

Weight: Load shown	2,218 pounds
Height	70 inches
Width.....	75 inches
Overall Length	194 inches
Overhang: Front (Rear of Boat).....	25 inches
Rear (Front of Boat).....	25 inches
Center of Balance (from front edge of platform).....	52 inches

Accompanying Load: An accompanying load must weigh between 650 and 850 pounds.

Aircraft: C-130 and C-17

Extraction System: Gravity

Extraction Parachute C-130: 15-Foot Drogue


Extraction Parachute C-17: 15-Foot Drogue

Platform Size: 75- by 144-inch

Cargo Parachute: One G-12E

Figure 2-143. Zodiac K50 Rubber Raiding Craft

Double Zodiac F470U Boat



Reference: FM 10-542/NAVSEA SS400-AD-MMO-010/TO 13C7-51-21

Weight: Load shown.....	3,500 pounds
Height	86 inches
Width	75 inches
Overall Length.....	189 inches
Overhang: Front (Rear of Boat)	16 inches
Rear (Front of Boat)	29 inches
Center of Balance (from front edge of platform)	60 inches

Accompanying Load: An accompanying load must weigh between 650 and 1,170 pounds.

Aircraft: C-130 and C-17

Extraction System: Gravity

Extraction Parachute C-130: NA


Extraction Parachute C-17: NA

Platform Size: 75- by 144-inch

Cargo Parachutes: Two G-12E

Figure 2-144. Double Zodiac F470U Boat

One Motorcycle



Reference: FM 10-500-77/TO 13C7-55-1

Weight: Load shown	485 pounds
Height	71 inches
Width.....	32 inches
Overall Length	88 inches

Accompanying Load: None

Aircraft: C-130 and C-17

Extraction System: Gravity

Extraction Parachute C-130: NA

Extraction Parachute C-17: NA

Platform Size: 32- by 88-inch

Cargo Parachute: One G-14 or T-10 Cargo

Figure 2-145. One Motorcycle

Two Motorcycles



Reference: FM 10-500-77/TO 13C7-55-1

Weight: Load shown.....892 pounds
 Height 75 inches
 Width 48 inches
 Overall Length..... 96 inches

Accompanying Load: None
 Aircraft: C-130 and C-17
 Extraction System: Gravity
 Extraction Parachute C-130: 15-Foot Drogue
 Extraction Parachute C-17: 15-Foot Drogue
 Platform Size: 48- by 96-inch
 Cargo Parachute: One G-12E

Figure 2-146. Two Motorcycles

Four Wheeled Quad-Runner



Reference: FM 10-500-77/TO 13C7-55-1

Weight: Load shown	960 pounds
Height	48 inches
Width.....	48 inches
Overall Length	87 inches

Accompanying Load: None

Aircraft: C-130 and C-17

Extraction System: Gravity

Extraction Parachute C-130: 15-Foot Drogue

Extraction Parachute C-17: 15-Foot Drogue


Platform Size: 48- by 87-inch

Cargo Parachute: One G-12E

Figure 2-147. Four Wheeled Quad-Runner

SECTION IV – LOW-VELOCITY AIRDROP ON MARITIME AERIAL DELIVERY SYSTEM PLATFORM

Naval Special Warfare Rigid Inflatable Boat (NSW RIB)



Reference: FM 10-542/NAVSEA SS400-AD-MMO-010/TO 13C7-51-21


Weight: Load shown.....	18,500 pounds
Height	100 inches
Width	108 inches
Overall Length.....	432 inches
Overhang: Front (Motor)	42 inches
Rear (Front of Boat)	138 inches
Center of Balance (from front edge of platform)	149 1/2 inches

Accompanying Load: None
 Aircraft: C-130 and C-17
 Extraction System: EFTC
 Extraction Parachute C-130: 28-Foot
 Extraction Parachute C-17: 28-Foot
 Platform: Maritime Aerial Delivery System
 Cargo Parachutes: Four G-11B

Figure 2-148. Naval Special Warfare Rigid Inflatable Boat (NSW RIB)

SECTION V – LOW-VELOCITY AIRDROP ON DUAL ROW AIRDROP SYSTEM PLATFORM

M998/M1038/M1097 Cargo/Troop Carriers



Reference: FM 4-20.105 /TO 13C7-1-51

Weight: M998.....	10,912 pounds
M1038	11,165 pounds
M1097	10,097 pounds
Height	98 inches
Width.....	88 inches
Overall Length	228 inches
Overhang: Front (Brush Guard)	12 inches
Rear	0 inches
Center of Balance (from front edge of platform)	
M998.....	89 inches
M1038	91 inches
M1097	90 inches

Accompanying Load: An accompanying load must weigh between 800 and 2,000 pounds.

Aircraft: C-17


Extraction System: Gravity

Deployment Parachute: 28-Foot

Cargo Parachutes: Three G-11D

Figure 2-149. M998/M1038/M1097 Cargo/Troop Carriers

M1097 Variant Cargo/Troop Carrier



Reference: FM 4-20.105 /TO 13C7-1-51

Weight: Load shown.....	11,140 pounds
Height	104 inches
Width	88 inches
Overall Length.....	224 inches
Overhang: Front (Brush Guard).....	8 inches
Rear	0 inches
Center of Balance (from front edge of platform)	88 inches

Accompanying Load: An accompanying load must weigh between 800 and 2,000 pounds.

Aircraft: C-17


Extraction System: Gravity

Deployment Parachute: 28-Foot

Cargo Parachutes: Three G-11D

Figure 2-150. M1097 Variant Cargo/Troop Carrier

M1025 Armament Carrier



Reference: FM 4-20.105 /TO 13C7-1-51

Weight: Load shown	12,637 pounds
Height	98 inches
Width.....	88 inches
Overall Length	229 inches
Overhang: Front (Brush Guard)	13 inches
Rear	0 inches
Center of Balance (from front edge of platform).....	94 inches

Accompanying Load: An accompanying load must weigh between 800 and 2,000 pounds.

Aircraft: C-17


Extraction System: Gravity

Deployment Parachute: 28-Foot

Cargo Parachutes: Three G-11D

Figure 2-151. M1025 Armament Carrier

M1121 TOW Carrier



Reference: FM 4-20.105 /TO 13C7-1-51

Weight: Load shown.....	10,455 pounds
Height	98 inches
Width	88 inches
Overall Length.....	224 inches
Overhang: Front	8 inches
Rear	0 inches
Center of Balance (from front edge of platform)	86 inches

Accompanying Load: An accompanying load must weigh between 800 and 2,000 pounds.

Aircraft: C-17


Extraction System: Gravity

Deployment Parachute: 28-Foot

Cargo Parachutes: Three G-11D

Figure 2-152. M1121 TOW Carrier

M1114 Up-Armored HMMWV



Reference: FM 4-20.105 /TO 13C7-1-51

Weight: Load shown	14,400 pounds
Height	106 inches
Width.....	88 inches
Overall Length	222 1/2 inches
Overhang: Front (Brush Guard)	6 1/2 inches
Rear	0 inches
Center of Balance (from front edge of platform).....	94 inches

Accompanying Load: An accompanying load must weigh between 800 and 2,000 pounds.

Aircraft: C-17


Extraction System: Gravity

Deployment Parachute: 28-Foot

Cargo Parachutes: Four G-11D

Figure 2-153. M1114 Up-Armored HMMWV

M119 105-mm Howitzer



Reference: FM 4-20.105 /TO 13C7-1-51

Weight: Load shown.....	11,200 pounds
Height	98 inches
Width	88 inches
Overall Length.....	216 inches
Overhang: Front	0 inches
Rear	0 inches
Center of Balance (from front edge of platform)	94 inches

Accompanying Load: An accompanying load consists of thirty-six 105-mm ammunition boxes and six fuse boxes.

Aircraft: C-17


Extraction System: Gravity

Deployment Parachute: 28-Foot

Cargo Parachutes: Three G-11D

Figure 2-154. M119 105-mm Howitzer

T-200 Bobcat Compact Track Loader



Reference: FM 4-20.105 /TO 13C7-1-51

Weight: Load shown.....	14,240 pounds
Height	105 inches
Width	88 inches
Overall Length.....	226 inches
Overhang: Front	0 inches
Rear	0 inches
Center of Balance (from front edge of platform)	86 inches

Accompanying Load: None

Aircraft: C-17


Extraction System: Gravity

Deployment Parachute: 28-Foot

Cargo Parachutes: Four G-11D

Figure 2-156. T-200 Bobcat Compact Track Loader

T-200 Bobcat Compact Track Loader Accessory Load



Reference: FM 4-20.105 /TO 13C7-1-51

Weight: Load shown	12,309 pounds
Height	98 1/2 inches
Width.....	88 inches
Overall Length	216 inches
Overhang: Front	0 inches
Rear	0 inches
Center of Balance (from front edge of platform).....	88 inches

Accompanying Load: None

Aircraft: C-17


Extraction System: Gravity

Deployment Parachute: 28-Foot

Cargo Parachutes: Three G-11D

Figure 2-157. T-200 Bobcat Compact Track Loader Accessory Load

Javelin (Metal) Containers



Reference: FM 4-20.105 /TO 13C7-1-51

Weight: Load shown.....	11,140 pounds
Height	110 inches
Width	88 inches
Overall Length.....	216 inches
Overhang: Front	0 inches
Rear	0 inches
Center of Balance (from front edge of platform)	93 inches

Accompanying Load: An accompanying load in the supply box must be between 2,000 and 4,000 pounds.

Aircraft: C-17


Extraction System: Gravity

Deployment Parachute: 28-Foot

Cargo Parachutes: Three G-11D

Figure 2-158. Javelin (Metal) Containers

Javelin (Plastic) Containers



Reference: FM 4-20.105 /TO 13C7-1-51

Weight: Load shown	8,920 pounds
Height	89 inches
Width.....	88 inches
Overall Length	216 inches
Overhang: Front	0 inches
Rear	0 inches
Center of Balance (from front edge of platform).....	98 inches

Accompanying Load: None

Aircraft: C-17


Extraction System: Gravity

Deployment Parachute: 28-Foot

Cargo Parachutes: Two G-11D

Figure 2-159. Javelin (Plastic) Containers

105-mm Ammunition Mass Supply Load



Reference: FM 4-20.105 /TO 13C7-1-51

Weight: Load shown.....	12,980 pounds
Height	98 1/2 inches
Width	88 inches
Overall Length.....	216 inches
Overhang: Front	0 inches
Rear	0 inches
Center of Balance (from front edge of platform)	91 inches

Accompanying Load: None

Aircraft: C-17

Extraction System: Gravity

Deployment Parachute: 28-Foot

Cargo Parachutes: Three G-11D

Figure 2-160. 105-mm Ammunition Mass Supply Load

M-Gator with Accompanying Load



Reference: FM 4-20.105 /TO 13C7-1-51

Weight: Load shown	8,650 pounds
Height	97 inches
Width.....	88 inches
Overall Length	216 inches
Overhang: Front	0 inches
Rear	0 inches
Center of Balance (from front edge of platform).....	90 inches

Accompanying Load: An accompanying load of thirty-six boxes of 105-mm ammunition is rigged on the platform.

Aircraft: C-17

Extraction System: Gravity

Deployment Parachute: 28-Foot

Cargo Parachutes: Two G-11D

Figure 2-161. M-Gator with Accompanying Load

Chapter 3

Airlift Capabilities

GENERAL

3-1. This chapter contains information on Air Force aircraft airdrop capabilities.

C-130 HERCULES

3-2. The C-130 has the capability to airdrop a maximum weight of 42,000 pounds using multiple airdrop platforms. The maximum weight of a single airdrop platform weight is limited to 42,000 pounds for E / H model airplanes AF 61-2358 and AF 62-1748 and up. The single maximum platform weight limit for MC-130 E/H airplanes is 35,000 pounds and 25,000 pounds for all other C-130 airplanes prior to AF 62-1784. The C-130 can airdrop loads up to 100 inches high unless otherwise certified in the specific rigging manual. The aircraft has a maximum total space available of 40 feet. The platforms will vary from 8 to 32 feet in length. For planning purposes, allow a minimum of 18 inches between platforms to allow space for the Extraction Force Transfer Coupling (EFTC), three-point link, and attaching the preceding extraction line. With the Extraction Parachute Jettison Device (EPJD) attached, a 30-inch space will have to be maintained for the EFTC, three-point link and the EPJD with extraction line attached. The specific loading manual must be consulted when approaching maximum limits for platform space availability and weights.

C-17 GLOBEMASTER

3-3. The C-17 has the capability to airdrop a combined total weight of 110,000 pounds using multiple airdrop platforms. The C-17 has 64 feet of space available for airdrop use. Two 32 foot platforms may be airdropped if specific guidance is followed. The platforms will vary from 8 to 32 feet in length. For planning purposes, allow a minimum of 18 inches between platforms to allow space for the EFTC, three-point link and attaching the preceding extraction line. With the EPJD attached, a 30 inch space must be maintained for the EFTC, three-point link and the EPJD with extraction line attached. The C-17 can airdrop loads up to 118 inches high measured from the bottom of the platform. The maximum single platform weight is limited to 60,000 pounds. The specific loading manual must be consulted when approaching maximum limits for platform space availability.

This page intentionally left blank.

Glossary

AAFARS	Advanced Aviation Forward Area Refueling System
AFB	Air Force Base
AFTO	Air Force Technical Order
AMC	air mobility command
approx	approximate
bb1	barrel
CAV	command assault vehicle
CB	center of balance
CHS-2	command hardware/software 2nd generation package
CU	cubic
d	Penny
DA	Department of the Army
DEUCE	deployable universal combat earthmover
DOD	Department of Defense
ECU	environmental control unit
EFTC	extraction force transfer coupling
EPJD	extraction parachute jettison device
EPJS	extraction parachute jettison system
FARE	forward area refueling equipment
FAST	forward area surgical team
FM	field manual
FRE	first response expeditionary
ft	foot/feet
GPH	gallons per hour
GPM	gallons per minute
HE	heavy explosive
HMMWV	high mobility, multipurpose wheeled vehicle
HQ	Headquarters
ID	inner diameter
in	inch
lb	pound
lin	linear
LWP	lightweight water purifier
MACS	modular artillery charge system
MAJCOM	major command
M-Gator	military utility vehicle
max	maximum
MICLIC	mine clearing line charge

min	minimum
MMLS	mobile microwave landing system
mm	millimeter
MOST	mobile over snow transport
no	number
NSWRIB	Naval Special Warfare Rigid Inflatable Boat
OD	outside diameter
oz	ounce
PLS	palletized load system
ROWPU	reverse osmosis water purification unit
RRR	rapid runway repair
SEE	small emplacement excavator
SICPS	standard integrated command post system
sq	square
SUSV	small unit support vehicle
TDARS	technical defense alert radar system
tn	ton
TO	technical order
TOW	tube-launched, optically tracked, wire-guided missile
TRADOC	United States Army Training and Doctrine Command
US	United States
w	width
WP	white phosphorous
yd	yard

References

- FM 4-20.102/MCRP 4-11.3J/ NAVSEA SS400-AB-MMO-010/TO 13C7-1-5, *Airdrop of Supplies and Equipment: Rigging Airdrop Platforms*, Awaiting Publication Date
- FM 4-20.105/TO 13C7-1-51, *Airdrop of Supplies and Equipment: Dual Row Airdrop Systems*, (Awaiting Publication Date)
- FM 4-20.103/MCRP 4-11.3C/TO 13C7-1-11, *Airdrop of Supplies and Equipment: Rigging Containers*, 2 September 2005
- FM 4-20.108/TO 13C7-2-491, *Airdrop of Supplies and Equipment: Rigging Military Utility Vehicle (M-Gator)*, 29 June 2001
- FM 4-20.112/MCRP 4-11.3K/TO 13C7-1-8, *Airdrop of Supplies and Equipment: Rigging Typical Supply Loads*, 7 May 2000
- FM 4-20.113/TO 13C7-3-51, *Airdrop of Supplies and Equipment: Rigging 3/4 Ton Cargo Trailer M101 or M101A1*, 8 July 2003
- FM 4-20.117/MCRP 4-11.3M/TO 13C7-1-111, *Airdrop of Supplies and Equipment: Rigging 1 1/4 Ton Utility Truck (HMMWV)*, 2 October 2001
- FM 4-20.119/TO 13C7-10-31, *Airdrop of Supplies and Equipment: Rigging 105mm Howitzers*, Awaiting Publication Date
- FM 4-20.121/TO 13C7-6-21, *Airdrop of Supplies and Equipment: Rigging Tractors and Tractor Dozers*, 20 March 2003
- FM 10-522/TO 13C7-2-1001, *Airdrop of Supplies and Equipment: Rigging Potable Water*, 3 June 1985
- FM 10-500-23/TO 13C7-14-461, *Airdrop of Supplies and Equipment: Rigging Communications Vehicles*, 31 August 1999
- FM 10-524/TO 13C7-14-471, *Airdrop of Supplies and Equipment: Rigging Communications Shelters*, 11 February 1981
- FM 4-20.127/TO 13C7-10-191, *Airdrop of Supplies and Equipment: Rigging 155mm Howitzers*, 29 June 2004
- FM 10-528/TO 13C7-26-71, *Airdrop of Supplies and Equipment: Rigging Road Rollers*, 25 November 1977
- FM 10-500-29/TO 13C7-10-171, *Airdrop of Supplies and Equipment: Rigging Heavy Anti-Tank Assault Weapon System (TOW)*, 14 April 2000
- FM 4-20.131/TO 13C7-54-1, *Airdrop of Supplies and Equipment: Rigging Fork Lift Trucks*, Awaiting Publication Date
- FM 10-532/TO 13C7-3-361, *Airdrop of Supplies and Equipment: Rigging 1 1/2 Ton Trailers*, 16 April 1979
- FM 10-534/TO 13C7-10-161, *Airdrop of Supplies and Equipment: Rigging Air Defense Artillery Gun*, 27 February 1985
- FM 4-20.137/TO 13C7-1-19, *Airdrop of Supplies and Equipment: Rigging Forward Area Refueling Equipment and Advance Aviation Forward Area Refueling System*, 10 June 2003
- FM 10-539/TO 13C7-1-17, *Airdrop of Supplies and Equipment: Rigging JD410 Tractor*, 20 May 1984
- FM 10-540/TO 13C7-3-381, *Airdrop of Supplies and Equipment: Rigging Tilt Trailers*, 17 November 1978
- FM 10-541/TO 13C7-11-21, *Airdrop of Supplies and equipment: Rigging Military Bridges*, 5 March 1984
- FM 10-542/NAVSEA SS400-AD-MMO-010/TO 13C7-51-21, *Airdrop of Supplies and Equipment: Rigging Typical Supply Loads*, 7 October 1987

FM 10-543/TO 13C7-2-1011, *Airdrop of Supplies and Equipment: Rigging 1/4 Ton Truck with 1/4 Ton Trailer*, 3 November 1983

FM 10-500-45/TO 13C7-10-201, *Airdrop of Supplies and Equipment: Rigging Mortars*, 3 October 1995

FM 10-548/TO 13C7-24-21, *Airdrop of Supplies and Equipment: Rigging Airborne Crane-Shovel and Attachments*, 3 May 1984

FM 10-550/TO 13C76-22-71, *Airdrop of Supplies and Equipment: Rigging Stinger Weapon System and Missiles*, 29 May 1984

FM 10-552/TO 13C7-22-61, *Airdrop of Supplies and Equipment: Rigging Dragon and Javelin Missiles*, 5 March 1982

FM 10-555/TO 13C7-3-401, *Airdrop of Supplies and Equipment: Rigging Munitions Trailers*, 23 May 1986

FM 4-20.158/TO 13C7-7-61, *Airdrop of Supplies and Equipment: Rigging Reverse Osmosis Water Purification Unit*, 11 May 2005

FM 10-562/TO 13C7-34-1, *Airdrop of Supplies and Equipment: Rigging Whole Blood*, 23 May 1989

FM 10-564/TO 13C7-37-1, *Airdrop of Supplies and Equipment: Rigging Fuel Drums*, 16 April 1979

FM 4-20.166/TO 13C7-25-71, *Airdrop of Supplies and Equipment: Rigging 2 Liter and 4 Litter Ambulance*, Awaiting Publication Date

FM 4-20.167/TO 13C7-16-171, *Airdrop of Supplies and Equipment: Rigging Tracked Personnel/Cargo Carriers*, 11 May 2005

FM 10-569/TO 13C7-15-61, *Airdrop of Supplies and Equipment: Rigging Trailer- Mounted Air Compressors*, 27 December 1988

FM 10-500-71/TO 13C7-6-141, *Airdrop of Supplies and Equipment: Rigging FMTV*, 1 December 1999

FM 10-573/TO 13C7-27-141, *Airdrop of Supplies and Equipment: Rigging 130G Motor Grader*, 27 September 1988

FM 4-20.174/TO 13C7-31-31, *Airdrop of Supplies and Equipment: Rigging 950B Scoop Loader Tractor*, Awaiting Publication Date

FM 10-575/TO 13C7-17-11, *Airdrop of Supplies and Equipment: Rigging 613B Water Distributor*, 4 May 1987

FM 10-576/TO 13C7-27-151, *Airdrop of Supplies and Equipment: Rigging 613S Scrapers*, 4 May 1987

FM 10-500-77/TO 13C7-55-1, *Airdrop of Supplies and Equipment: Rigging Motorcycles and Quad-Runners*, 1 February 2000

FM 10-579/TO 13C7-50-1, *Airdrop of Supplies and Equipment: Rigging Landing Field Mat*, 19 April 1985

FM 10-591/TO 13C7-8-31, *Airdrop of Supplies and Equipment: Rigging Trailer Mounted Engineer Electrical Tool Outfits*, 17 June 1977

DA Form 2028, Recommended Change to Publications and Blank Forms

AFTO Form 22, Technical Order Publication Improvement Form

**FM 4-20.116
TO 13C7-1-13
10 May 2006**

By Order of the Secretary of the Army and the Air Force:

PETER SCHOOMAKER
General, United States Army
Chief of Staff

Official:



JOYCE E. MORROW
Administrative Assistant to the
Secretary of the Army
0610907

GREGORY S. MARTIN
General, USAF
Commander, AFMC

JOHN P. JUMPER
General, USAF
Chief of Staff

DISTRIBUTION:

Active Army, Army National Guard, and U.S. Army Reserve: To be distributed in accordance with the initial distribution number 110900, requirements for FM 4-20.116.

This page intentionally left blank.

